



**CENTRAL
CAROLINA**
TECHNICAL COLLEGE

2017 FACT BOOK

Research and Institutional Effectiveness

TABLE OF CONTENTS

SECTION ONE: GENERAL INFORMATION

About the FACT Book.....	6
FACT Book Definitions.....	7
College Statements of Mission	8
2015-2020 Strategic Plan.....	8
College Vision, Values, Role and Scope	8
College History	10
Area Commission Members	11
Executive Leadership Team Members.....	11
Foundation Board of Trustees.....	12

SECTION TWO: GENERAL ENROLLMENT AND DEMOGRAPHIC INFORMATION

Programs of Study 2016-2017	14
Student Five-Year Profile 2012-2016.....	17
Program Headcount and FTE - Fall 2012-2016.....	18
Vitality Report – Fall 201610	20
Vitality Report – Spring 201620.....	30
Vitality Report – Fall 201510	40
Vitality Report – Spring 201520.....	50
Vitality Report – Fall 201410	59
Vitality Report –Spring 201420.....	69
Enrollment by County, Ethnicity and Gender – Fall 2016	79
Enrollment by County, Ethnicity and Gender – Fall 2015	80
Enrollment by County, Ethnicity and Gender – Fall 2014	81
Dual Enrollment Fall 2016.....	82
Dual Enrollment Fall 2015.....	83
Dual Enrollment Fall 2014.....	84
Foundation Scholarships and Awards 2016-17	85

SECTION THREE: ACADEMIC PROGRAM PROFILE INFORMATION

Program Profile for Fall 2016.....	87
Program Profile for Fall 2016 by Program/Gender/Age.....	89
Program Profile for Fall 2016 by Program/Gender/Ethnicity.....	91
Program Profile for Fall 2015	93
Program Profile for Fall 2015 by Program/Gender/Age.....	95
Program Profile for Fall 2015 by Program/Gender/Ethnicity.....	97
Program Profile for Fall 2014	99
Program Profile for Fall 2014 by Program/Gender/Age.....	101
Program Profile for Fall 2014 by Program/Gender/Ethnicity.....	103
Program Profile for Fall 2013	105
Program Profile for Fall 2013 by Program/Gender/Age.....	107
Program Profile for Fall 2013 by Program/Gender/Ethnicity.....	109
Program Profile for Fall 2012	111
2012 – 2016 Fall Enrollments by Division	113
2016 Fall Enrollment by Division	114
2015 Fall Enrollment by Division	115
2014 Fall Enrollment by Division	116
2013 Fall Enrollment by Division	117

2012 Fall Enrollment by Division	118
Business and Public Service 2012-2016 Fall Enrollment by Program	119
General Education 2012-2016 Fall Enrollment by Program	120
Health Science 2012-2016 Fall Enrollment by Program	121
Industrial and Engineering Technology 2012-2016 Fall Enrollment by Program	122
Career Development 2012-2016 Fall Enrollment	123

SECTION FOUR: RETENTION, TRANSFER, GRADUATION/SUCCESS RATES

Retention of First-Time Degree-Seeking Freshman Fall 2004 to Fall 2016	125
Retention by Curriculum 2015-2016	126
Retention by Curriculum 2014-2015	128
Retention by Curriculum 2013-2014	130
Retention of Open Fall to Open Spring Enrollment (2010-2015)	132
Fall to Spring Persistence Fall 2010 – Spring 2015.....	133
Retention by Program 2016 Fall to 2017 Spring	134
Retention by Program, Gender & Ethnicity 2016 Fall to 2017 Spring.....	136
Retention by Program, Gender & Status 2016 Fall to 2017 Spring.....	139
Retention by Program 2015 Fall to 2016 Spring	142
Retention by Program, Gender & Ethnicity 2015 Fall to 2016 Spring.....	144
Retention by Program, Gender & Status 2015 Fall to 2016 Spring.....	146
Retention by Program 2014 Fall to 2015 Spring	148
Retention by Program, Gender & Ethnicity 2014 Fall to 2015 Spring.....	150
Retention by Program, Gender & Status 2014 Fall to 2015 Spring.....	152
Migration of First-time Undergraduate Students Fall 2016.....	154
Migration of First-time Undergraduate Students Fall 2015.....	155
Migration of First-time Undergraduate Students Fall 2014.....	156
Migration of First-time Undergraduate Students Fall 2013.....	157
Migration of First-time Undergraduate Students Fall 2012.....	158
Awards Conferred 2012 – 2016.....	159
Health Science Licensure Exams Passage Rates 2013 – 2017	160
Graduates by Program (January-December 2016).....	161
Graduates by Program (January-December 2015).....	162
Graduates by Program (January-December 2014).....	163
Graduates by Program (January-December 2013).....	164
Graduates by Program (January-December 2012).....	165
Graduation Rates 2012-2016	166
Graduates/Placement 2012-2016	167
Program Evaluation Placement Rates by Program 2015 – 2017	168
Program Evaluation 2017 Placement Report.....	170
Program Evaluation 2016 Placement Report.....	171
Program Evaluation 2015 Placement Report.....	172
Program Evaluation 2014 Placement Report.....	173
Program Evaluation 2013 Placement Report.....	175
Success Rates Cohort Year: 2013-2016.....	177
Success Rates Cohort Year: 2012-2015.....	178
Student Evaluation of Instruction College Mean	179

SECTION FIVE: FRESHMAN AND COHORT'S PROFILE

2016 Fall Freshman Profile.....	181
2016 Fall Freshman High School	182
2015 Fall Freshman Profile.....	183
2015 Fall Freshman High School	184

2014 Fall Freshman Profile.....	185
2014 Fall Freshman High School	186
2013 Fall Freshman Profile.....	187
2013 Fall Freshman High School	188
2012 Fall Freshman Profile.....	189
2012 Fall Freshman High School	190
Cohort Definition	191
Cohort 5-Year Profile	192
2016 Cohort's Profile.....	193
2016 Cohort's Program of Study by Age	194
2016 Cohort's Program by Gender & Ethnicity	195
2015 Cohort's Profile.....	196
2015 Cohort's Program of Study by Age	197
2015 Cohort's Program by Gender & Ethnicity	198
2014 Cohort's Profile.....	199
2014 Cohort's Program of Study by Age	200
2014 Cohort's Program by Gender & Ethnicity	201
2013 Cohort's Profile.....	202
2013 Cohort's Program of Study by Age	203
2013 Cohort's Program by Gender & Ethnicity	204
2012 Cohort's Profile.....	205
2012 Cohort's Program of Study by Age	206
2012 Cohort's Program by Gender & Ethnicity	207

SECTION ONE:

GENERAL INFORMATION

About the Fact Book...

Developed by the staff of the Research and Institutional Effectiveness Division, the ***Central Carolina Technical College Fact Book*** is intended to be a valuable college-wide tool.

The 2017 edition of the ***Fact Book*** serves as a common source of information for planning and decision-making. It is designed to serve the frequent information needs of faculty, students, staff, alumni, and the public. The content is based primarily upon the results of internal user needs surveys.

The ***Fact Book*** contains the following five major sections:

- Section One provides general information about the College.
- Section Two includes general enrollment and demographic information.
- Section Three provides academic program profile information.
- Section Four includes College retention, transfer, graduation and success rates.
- Section Five includes cohort and first-time freshmen profile information.

Since gathering and synthesizing of factual data is an on-going process, reader comments, suggestions, and contributions for future editions are welcomed at maybw@cctech.edu.

In addition to the ***Fact Book***, annual data regarding Central Carolina and other public institutions of higher education are available on the South Carolina Commission on Higher Education (CHE) website: www.che.sc.gov

Also, more current information specific to Central Carolina is located at the College's website: www.cctech.edu /About/Institutional Effectiveness & Planning, in the section entitled, Institutional Effectiveness and Reporting.

DEFINITIONS

Cohort – A specific group of students established for tracking purposes. CCTC tracks first-time, full-time, degree seeking students in cohorts. A first time student is “a student attending any institution for the first time at the level enrolled.” By this we mean that this is a student’s first time in postsecondary education (or the student is not known to have attended another postsecondary institution). There are two exceptions: (1) students who attended any institution the summer prior to entering your institution in the fall term are to be counted as “first-time,” as are (2) students who entered with advanced standing (college credits earned before graduation from high school). **YOUR COHORT NEVER CHANGES.**

First-time freshmen – have never attended college. The category will also include students who attended college for the first time in the prior summer semester and students who entered college with college credits earned before high school graduation. The category does not include high-school students enrolling in classes at the college or students enrolled in non-credit programs.

FTE (Full-Time Equivalency) – Enrollment as expressed in full-time equivalency. Total number of credit hours divided by 15 and calculated to the hundredth.

Graduation – Official completion of all academic requirements for a specific certificate, a diploma, or associate degree.

Graduates Available for Placement – The number of graduates minus “Exclusions” and those who indicated they were not seeking employment at the time surveyed. Included in exclusions are students who were initially counted in the cohort and left the institution for any of the following reasons: if the student died or is severely disabled; is serving in the armed forces (including those called to active duty); left to serve with a foreign aid service of the foreign government; or left to serve in official church missions.

Graduates Placed – The percentage of graduates who find employment in their degree field or for those who are continuing their education.

Graduation Rate – A measure of the percentage of first-time, full-time degree, diploma or certificate-seeking students in an IPEDS Graduation Rate Survey (GRS) cohort who graduate within 150% of the normal program completion time.

Headcount - Total number of students enrolled.

IPEDS – The Integrated Postsecondary Education Data System conducted by the National Center for Education Statistics. IPEDS involves annual data collections and affects federal post-secondary funding of institutions. All postsecondary institutions that have a Program Participation Agreement with the Office of Postsecondary Education, U.S. Department of Education are required to report data using a web-based data collection system.

Student Retention Rate – A measure of the rate at which students persist in an educational program at Central Carolina. The rate is expressed as the percentage of an identified cohort of students who continue to attend or graduate within a designated period of time.

Student Success Rate – The percentage of first-time, full-time, degree-, diploma-, or certificate-seeking students in an IPEDS Graduation Rate Survey (GRS) cohort who have either graduated or transferred to another South Carolina postsecondary institution within 150% of normal program length or who are still enrolled, either full- or part-time, at Central Carolina in the fall term subsequent to the GRS cohort’s three-year period. The following formula will be used to calculate the Student Success Rate: *Fall Semester First-time freshman (150% completers+150%transfers+still enrolled at the college)/final cohort.*

Vitality Report - Vitality report is based on the program in which the student is currently enrolled. Hrs is the number of hours in which the student is enrolled for that semester. One FTE is equated to 15 semester hours.
FTE YR 01 student is considered to be year 01 until he or she earns 30.99 hours. A student is considered FTE YR 02 after earning at least 31 hours.

Central Carolina Technical College

Our Mission

Central Carolina Technical College is a comprehensive, public, two-year institution of higher education dedicated to fostering a positive environment of teaching and learning for faculty, staff, and students. The College serves primarily the region of Clarendon, Lee, Kershaw, and Sumter counties in South Carolina and confers associate degrees, diplomas, and certificates. College programs, student support services, and resources provide citizens, businesses, industries, and communities with quality, affordable, accessible, customer-responsive post-secondary education through life-long learning and specialized training opportunities. These are designed to develop the foundation for personal growth, economic development, and an improved quality of life through multiple learning environments including traditional and electronic instructional methods.

The College's vast array of associate degree, diploma, and certificate programs prepares students to enter the job market, to transfer to senior colleges and universities, and to achieve their professional and personal goals. Specifically, Central Carolina offers academic programs in business, the health sciences, public service, industrial and engineering technology, and the arts and sciences. Through its comprehensive programs and support services, the College serves students through traditional and non-traditional formats in multiple learning environments including online, electronic, and distance learning. (Revision approved by the Central Carolina Technical College Area Commission on January 15, 2015, and the South Carolina Commission on Higher Education on April 1, 2015.)

2015-2020 Strategic Plan

Strategic Goals:

> Educating Students

Goal No. 1: The College will foster an environment conducive to student success.

Goal No. 2: The College will expand its accessibility and program offerings.

Goal No. 3: The College will strengthen students' pathways to four-year colleges and universities.

> Faculty and Staff

Goal No 4: The College will attract and retain quality faculty and staff.

> Partnerships

Goal No. 5: The College will strengthen its role with K-12 institutions and become a first-choice option for high school students.

Goal No. 6: The College will identify and maintain community, legislative, workforce, and higher education partnerships to accomplish its Mission.

> Workforce Development/Continuing Education

Goal No. 7: The College will expand the continuing education training and educational programs' scope and effectiveness within the community.

> Resources

Goal No. 8: The College will practice effective stewardship of its resources and seek new avenues of funding.

The 2015-2020 Strategic Plan serves as a comprehensive planning resource to support annual planning along with the College Mission, Vision, Values, Role and Scope.

Vision Statement

Central Carolina Technical College will be the first choice for exceptional, quality, affordable technical and comprehensive education, provided in an innovative, student-centered learning environment.

Statement of Values

Central Carolina respects the diversity of its student body and recognizes the worth and potential of each student. The College values an environment that fosters creativity and resourcefulness among its students, faculty, staff, and administrators and encourages teamwork, open communication, and free exchange of ideas. In its attitudes and principles the College affirms the following values and beliefs in providing its programs and services:

Excellence * Integrity * Innovation

Statement of Role and Scope

In recognition of the importance of its role in enhancing the economic vitality and quality of life for all citizens, Central Carolina Technical College seeks to fulfill its mission through meeting the needs of its stakeholders as follows:

- **GRADUATES:** The College is committed to graduating students who will be productive members of society with strong values and ethics; who will have employability skills, including oral and written communication skills, critical thinking, problem solving, analytical, scientific and computational skills; who can utilize and adapt to new technology and accept and initiate change; and who have an appreciation for cultural diversity, are self directed and self-disciplined, and have the ability to function cooperatively.
- **STUDENTS:** The College seeks to provide for its students an affordable, quality postsecondary education while maintaining an open door admissions policy. Students will have the opportunity to succeed regardless of educational preparation through developmental programs and services as well as to pursue vocational and personal growth needs in an environment embracing rapidly changing technologies.
- **EMPLOYERS:** The College is dedicated to providing employers with skilled work-ready employees and to serving as an avenue for on-going specialized training with access to the latest technologies and educational services so that existing and new employers will find the area attractive for their workforce.
- **COMMUNITY:** The College seeks to serve the community by providing access to education wherever, whenever, and however necessary to meet community and individual needs for affordable education opportunities leading to an improved quality of life
- **K-12 STUDENTS:** The College will provide opportunities for K-12 students to experience career exploration and planning, have access to a seamless progression toward a career or higher education and have an opportunity to accelerate their learning for employability and/or advanced placement through faculty /staff collaboration.
- **OTHER EDUCATIONAL INSTITUTIONS:** The College will endeavor to have a high utilization of resources through partnerships with other institutions who will be collaborative partners working to expand education programs while minimizing duplication.

(Revision Approved by the Central Carolina Technical College Area Commission, July 21, 2005 and the South Carolina Commission on Higher Education on October 6, 2005)

History of Central Carolina Technical College

In 1961, a local committee began studying the feasibility of establishing an “industrial training center” to serve Sumter County. When Clarendon, Kershaw, and Lee Counties expressed interest in participating, the service area was broadened to include these counties. The committee’s work culminated in 1962 with the passage of the enabling legislation which created Sumter Area Technical Education Center.

In 1971, the institution changed its name to Sumter Area Technical College and in 1974 received initial accreditation by the Commission on Colleges of the Southern Association of Colleges and Schools as a two-year college offering technical and vocational programs. In 1989 the South Carolina Commission on Higher Education authorized Sumter Area Technical College to begin offering the Associate in Arts and the Associate in Science degree programs designed specifically for transfer to four-year colleges and universities. With the addition of the transfer programs, Sumter Area Technical College achieved the status of a comprehensive community college. In the fall of 1992, the College changed its name to Central Carolina Technical College to better reflect its service area. In 1998, the College assumed operation of the F. E. DuBose Career Center located in Clarendon County. In 2001, Central Carolina established the Kershaw County Site in Camden. During the 2005-2006 academic year, a site was also added in Lee County. During 2010, the College expanded its presence in Kershaw County and in downtown Sumter by adding additional facilities to serve students’ needs with the addition of a state-of-the art Health Sciences Center and the Kershaw County Campus located at the intersection of Interstate 20 and Highway 521. In 2012, the College renovated a former federal building located in the same downtown Sumter area as the Health Sciences Center. This renovated facility serves as the Legal Studies Center where the Paralegal and Criminal Justice Associate Degree programs are located. In 2015, the College opened its Advanced Manufacturing Technology Training Center on Broad Street and relocated several Industrial and Engineering programs to this location.

More than 8,500 students each year are enrolled in a variety of associate degree, diploma, and certificate programs and non-credit continuing education activities.

Central Carolina Technical College 2017

AREA COMMISSION

In accordance with the Charter of the South Carolina Technical College System, an eleven-member Area Commission, comprised of appointed officials from within the college's four-county service area, governs Central Carolina Technical College. The current members are as follows:

Representing Sumter County:

J. Mac Summers, Chairman
Bobby R. Anderson, Secretary
Andre G. McBride
Janice W. Poplin
Ray Reich
Jennett Towles-Mickens

Representing Lee County:

Vacant

Representing Kershaw County:

Terry M. Hancock, Vice Chairman
Paul Napper

Representing Clarendon County:

Christopher L. Lee
Winnie L. Ricketts

EXECUTIVE LEADERSHIP TEAM

Dr. Michael Mikota, President
Terry Booth, Vice President for Business Affairs
Lisa Bracken, Vice President for Student Affairs
Vacant, Vice President for Academic Affairs

Source: <http://cctech.edu> (May 24, 2017)

CCTC Foundation, Inc.

The Central Carolina Technical College Foundation, Inc. was created to support the development and growth of quality programs for all area residents who can benefit from them. The Foundation was also designed to assist in the delivery of a comprehensive public relations program and to encourage partnerships among all levels of education as well as businesses and industries.

Such support and assistance may include, but is not limited to, financial support of capital improvements, scholarships, grants, prizes, stipends, loans and other forms of aid to students and/or college personnel toward goal attainment and professional advancement.

The Foundation is operated exclusively for charitable education purposes within the meaning of Section 501 (c) 3 of the Internal Revenue Code of 1954. This Foundation is governed by a Board of Trustees separate from the Area Commission for Central Carolina Technical College and is dedicated to expanding the goals and mission of the College.

GOVERNING BOARD

The Central Carolina Technical College Foundation is governed by a Board of Trustees comprised of members from the four county service area of Clarendon, Kershaw, Lee, and Sumter counties.

FOUNDATION GOVERNING BOARD MEMBERS:

Dr. Scott D. Brown, Chair

Ms. Linda G. Butters

Ms. Julia A. Brock, Secretary

Brig. Gen. Hugh C. Cameron
USAF (Retired)

Ms. Karen R. Eckford

Mr. Robert Edwards

Ms. Ruby D. Gibbs, Vice Chair

Mr. Terry M. Hancock, Treasurer

Mr. Sidney T. Isler

Mr. George Kosinski

Mr. Christopher L. Lee

Rev. Marion H. Newton

Mr. Jay Schwedler

SECTION TWO:

**GENERAL ENROLLMENT
AND
DEMOGRAPHIC INFORMATION**

Programs of Study

2016/2017

ADMINISTRATIVE OFFICE TECHNOLOGY

Administrative Office Technology (Associate Degree)

Administrative Support (Diploma)

Information Processing (Certificate)

Medical Office Administrative Assistant (Certificate)

BUSINESS

Accounting (Associate Degree)

Accounting Specialist (Certificate)

Management (Associate Degree)

COMPUTER TECHNOLOGY

Computer Technology (Associate Degree)

Computer Specialist (Certificate)

Cybersecurity (Certificate)

Internetworking - Cisco (Certificate)

CRIMINAL JUSTICE & PARALEGAL

Criminal Justice Technology (Associate Degree)

Paralegal (Associate Degree)

EARLY CARE AND EDUCATION

Early Care and Education (Associate Degree)

Early Childhood Development (Diploma)

Early Childhood Development (Certificate)

Infant and Toddler Care (Certificate)

ENVIRONMENTAL ENGINEERING TECHNOLOGY & NATURAL RESOURCES

Environmental Engineering Technology (Associate Degree)

Environmental, Health, & Safety (Certificate)

Wastewater Operator (Certificate)

Water Operator (Certificate)

Natural Resources Management (Associate Degree)

GENERAL EDUCATION

Associate in Arts / Associate in Science (Associate Degree)

General Education (Certificate)

General Technology (Associate)

HEALTH SCIENCES

Associate in Arts / or Science (Physical Therapist Assistant Partnership)

Nursing (ADN) (Associate Degree)

Nursing (LPN to ADN Option) (Associate Degree)

Massage Therapy (Certificate)

Medical Assisting (Diploma)

Medical Record Coding (Certificate)

Pharmacy Technician (Certificate)

Surgical Technology (Diploma)

Nursing Assistant (Certificate)

Cardiac Care Technician (Certificate)

Phlebotomy (Certificate)

HUMAN SERVICES

Human Services (Associate Degree)

Human Services (Certificate)

Gerontology (Certificate)

INDUSTRIAL AND ENGINEERING TECHNOLOGY

Automotive Technology (Certificate)

Automotive Diagnostic Technology (Certificate)

Basic Air Conditioning and Heating (Certificate)

Advanced Air Conditioning and Heating (Certificate)

Basic Machining and CNC Fundamentals (Certificate)

Advanced CNC Programming (Certificate)
Engineering Graphics Technology (Associate Degree)
Mechatronics Fundamentals (Certificate)
Basic Mechatronics Technology (Certificate)
Advanced Mechatronics Technology (Certificate)
Welding (Certificate)
Pipe Welding (Advanced Certificate)

CENTRAL CAROLINA 5-YEAR STUDENT PROFILE FALL SEMESTER 2012-2016

FALL SEMESTER		FALL 2012	FALL 2013	FALL 2014	FALL 2015	FALL 2016	2014 - 2015 % DIFF	5-YR % DIFF
HEADCOUNT		4577	4456	3963	3662	3579	-2.3%	-21.8%
FTE		2662.67	2539.73	2274.93	2200.73	2164.00	-1.7%	-18.7%
CREDIT HOURS		39940.0	38096.0	34124.0	33011.0	32453.0	-1.7%	-18.7%

STUDENT PROFILE		FALL 2012	FALL 2013	FALL 2014	FALL 2015	FALL 2016	2014 - 2015 % DIFF	5-YR % DIFF
		#	#	#	#	#	%	%
Full-time		1480	1349	1207	1284	1263	35.1%	-14.7%
Part-time		3097	3107	2756	2378	2316	64.9%	-25.2%
GENDER								
Female		3112	2989	2667	2485	2381	67.9%	-23.5%
Male		1465	1467	1296	1177	1198	32.1%	-18.2%
RACE								
Black		2103	2102	1730	1553	1576	42.4%	-25.1%
White		2076	1979	1933	1834	1724	50.1%	-17.0%
American Indian/Alaskan Native		14	4	6	6	4	0.2%	-71.4%
Asian		43	35	28	27	23	0.7%	-46.5%
Native Hawaiian/Pacific Is.		3	2	2	4	2	0.1%	-33.3%
Hispanic		98	117	114	110	119	3.0%	-50.0%
Non-Resident Alien			0	0	0	0	0.0%	#DIV/0!
2 or More Races		32	44	35	43	63	1.2%	46.5%
Unknown		208	173	115	85	68	2.3%	-67.3%
COUNTY								
Clarendon		503	540	478	476	425	13.0%	-10.7%
Kershaw		898	875	844	854	749	23.3%	-16.6%
Lee		227	184	166	177	195	4.8%	-14.1%
Sumter		2570	2522	2164	1829	1880	49.9%	-26.8%
Other		379	335	311	326	330	8.9%	-12.9%
AVERAGE AGE		28	28	27	26	25		

Source: EDSS-ST-ENR105 Enrollment By Program/Headcount/FTE/Credit Hrs/Contact Hrs.

EDSS-ST-ENR 130-Headcount by County

EDSS-ST-ENR101Q - Enrollment Headcount Query - ft & pt, ethnicity and gender

EDSS ST IPD301-Race/Ethnicity and Gender

EDSS ST ENR 114 Age

**CENTRAL CAROLINA TECHNICAL COLLEGE
PROGRAM HEADCOUNT AND FTE
FALL 2012 THROUGH FALL 2016**

	Fall 12		Fall 13		Fall 14		Fall 15		Fall 16		2015- 2016 % DIFF
	Hdcnt	FTE	Hdcnt	FTE	Hdcnt	FTE	Hdcnt	FTE	Hdcnt	FTE	
COLLEGE	4577	2662.67	4456	2539.73	3963	2274.93	3662	2200.73	3579.00	2163.53	-2.3%
ASSOCIATE DEGREE PROGRAMS											
Accounting (35002)	94	59.07	86	50.80	72	44.20	70	46.80	73	43.47	4.3%
Admin. Office Tech. (35007)	103	58.13	79	40.93	64	33.87	41	21.00	38	22.27	-7.3%
Management (35030)	239	134.80	237	134.27	198	113.47	177	107.13	161	96.00	-9.0%
Computer Technology (35104)	185	115.07	179	106.20	172	103.80	143	94.80	130	84.93	-9.1%
Nursing (A.D.N.) (35208)	190	102.87	197	104.73	171	91.20	169	93.80	162	91.47	-4.1%
Engineering Graphics Tech (35303)	58	35.60	73	46.93	57	36.47	55	37.07	59	39.87	7.3%
General Technology (35318)	66	45.13	73	49.00	70	45.87	80	59.87	63	46.40	-21.3%
Environ. Engineering Tech. (35408)	34	19.67	44	27.27	44	26.60	26	15.00	31	20.47	19.2%
Natural Resources Mgmt. (35426)	49	37.20	49	36.60	42	32.73	36	27.07	27	19.47	-25.0%
Human Services (35501)	153	91.13	177	104.13	144	81.73	144	80.80	128	74.20	-11.1%
Criminal Justice Tech (35505)	158	94.67	166	104.27	128	81.00	130	83.87	96	58.80	-26.2%
Early Care & Education (35508)	167	92.20	163	90.40	148	83.40	142	84.93	122	74.40	-14.1%
Paralegal (35520)	58	38.87	63	40.07	42	28.27	34	20.00	41	28.93	20.6%
Associate in Arts (45600)	1556	900.07	1603	910.13	1348	793.27	1272	771.73	1158	732.00	-9.0%
Associate in Science (55600)	338	211.13	261	160.40	213	130.47	202	135.73	207	135.73	2.5%
Associate Totals	3448	2036	3450	2006	2913	1726	2721	1679.60	2496	1568.41	-8.3%
DIPLOMAS											
Administrative Support (15041)	5	3.00	23	12.00	13	7.40	6	3.00	5	3.07	-16.7%
Nursing (PN) (15209)	27	14.93	25	13.13	22	11.07					
Surgical Technology (15211)	23	21.73	15	14.27	22	21.33	22	22.00	19	17.73	-13.6%
Medical Assisting (15214)	74	48.87	31	25.80	23	20.93	22	20.00	25	23.33	13.6%
Early Childhood Dev. (15508)	5	2.00	2	1.20	3	1.60	3	1.80	5	1.80	66.7%
Diploma Totals	134	90.53	96	66.40	83	62.33	53	46.80	54	45.93	1.9%
CERTIFICATES											
Internetworking (60649)	4	2.00	4	2.20	4	1.80			2	1.40	
Infant & Toddler Care (60862)	2	1.00	3	1.60	5	2.40	2	1.60	2	0.60	0.0%
College Studies (60886)	13	4.27									
Water Operator (06944)	7	2.80	3	1.20	7	2.20	5	2.00	3	1.00	-40.0%
Wastewater Operator (06945)	8	3.20	5	2.00	4	1.60	10	3.60	5	2.00	-50.0%
Environ. Health & Safety (61023)	4	1.60	2	0.80	3	1.20	3	1.00	1	0.40	-66.7%
Gerontology (61037)	3	1.67	6	3.80	1	0.40	1	0.53	1	0.53	0.0%
Emergency Medical Tech (61038)	23	11.67									
Early Childhood Dev. (70191)	17	8.20	11	5.80	12	5.20	4	1.40	9	3.20	125.0%
Information Processing (70261)	13	7.67	3	1.00	5	2.60	2	0.60	3	1.00	50.0%
Pre-Occ/Physical Therapy (70557)	1	0.27									
Health Sci. Prep. (70630)	8	3.47									
Pre-Dental Hygiene (70631)	2	0.53									
General Studies (70686)	1	0.60									
Basic Air Cond. & Heat (70808)	59	33.20	45	25.00	44	27.27	19	11.33	28	18.60	47.4%
Welding (70810)	103	81.67	106	80.47	63	51.33	57	45.73	68	54.87	19.3%
Computer Specialist (70816)	32	19.20	21	10.80	16	9.60	10	5.80	4	1.60	-60.0%
Accounting Specialist (70847)	13	5.80	14	7.40	8	3.40	8	4.20	6	2.80	-25.0%
Advanced HVAC (70970)	4	1.60	5	2.27			9	4.47	3	1.40	-66.7%
Medical Record Coding (071088)	80	43.93	64	32.47	38	24.00	24	15.60	29	20.87	20.8%
End User Support (71133)	1	0.80									
Automotive Technology (71158)	23	14.47	39	24.60	29	19.53	1	0.40	32	20.87	3100.0%
Auto Diagnostic Tech (71159)	36	21.60	19	13.67	13	9.13	38	26.47	1	0.20	-97.4%
Basic Mechatronic (71165)	31	20.07	38	23.93	27	19.00	38	24.60	39	28.40	2.6%
Advanced Mechatronics (71166)	3	2.20	3	1.93	1	0.27	1	0.87	1	0.87	0.0%
Adv. Pipe Welding (71168)	25	20.00	17	13.47	19	15.20	12	9.60	21	16.80	75.0%
Human Services (71180)	29	17.20	11	5.07	14	8.40	8	4.60	6	3.53	-25.0%

CERTIFICATES	Hdent	FTE	Hdent	FTE	Hdent	FTE	Hdent	FTE	Hdent	FTE	2016 % DIFF
	Fall 12		Fall 13		Fall 14		Fall 15		Fall 16		
Massage Therapy (71181)	22	17.80	13	10.40	20	15.33	21	15.33	22	18.20	4.8%
Basic Mach. & CNC Fund (71237)	21	14.00	21	15.07	22	15.67	12	8.87	9	7.33	-25.0%
Pharmacy Technician (71238)	18	12.00	15	10.33	16	12.13	13	9.53	11	8.87	-15.4%
Cardiac Care Monitoring Tech. (71290)							13	6.07			-100.0%
Certified Nursing Assist (71291)					33	22.00	36	25.27	26	14.87	-27.8%
Phlebotomy (71292)									13	6.93	
Medical Office Admin. Assistant (71327)									20	10.87	
Cybersecurity (71328)									5	2.20	
Certificate Totals	606	374	468	295	404	270	347	229.47	370	250.21	6.6%
Career Development (06100)	389	162.07	442	171.93	563	216.60	541	244.87	659	299.00	21.8%
Source: EDSS ST ENR105											

Vitality Report for Term 201610 - Fall 2016

	Year	HeadCount	Hrs	FTE
College : Business				
Associate				
Major : Accounting				
	01	30	285	19.00
	02	39	352	23.47
AccountingTotal :		69	637	42.47
Major : Administrative Office Tech				
	01	18	150	10.00
	02	21	178	11.87
Administrative Office TechTotal :		39	328	21.87
Major : Computer Technology				
	01	72	726	48.40
	02	50	498	33.20
Computer TechnologyTotal :		122	1224	81.60
Major : Criminal Justice Technology				
	01	56	511	34.07
	02	38	350	23.33
Criminal Justice TechnologyTotal :		94	861	57.40
Major : Human Services AAS				
	01	46	394	26.27
	02	80	695	46.33
Human Services AASTotal :		126	1089	72.60
Major : Management				
	01	80	693	46.20
	02	76	694	46.27
ManagementTotal :		156	1387	92.47
Major : Paralegal				
	01	19	201	13.40
	02	19	196	13.07

Vitality Report for Term 201610 - Fall 2016

	Year	HeadCount	Hrs	FTE
Associate				
Major : Paralegal				
ParalegalTotal :		38	397	26.47
Associate Total :		644	5923	394.87
Certificate				
Major : Accounting Specialist				
	01	5	33	2.20
	02	1	9	0.60
Accounting SpecialistTotal :		6	42	2.80
Major : Computer Specialist				
	01	2	18	1.20
	02	2	6	0.40
Computer SpecialistTotal :		4	24	1.60
Major : Cybersecurity Certificate				
	01	2	15	1.00
	02	2	12	0.80
Cybersecurity CertificateTotal :		4	27	1.80
Major : Gerontology				
	01	1	3	0.20
	02	1	8	0.53
GerontologyTotal :		2	11	0.73
Major : Human Services Cert				
	01	4	30	2.00
	02	1	7	0.47
Human Services CertTotal :		5	37	2.47
Major : Information Processing				
	01	2	9	0.60
	02	1	6	0.40
Information ProcessingTotal :		3	15	1.00

Validity Report for Term 201610 - Fall 2016

	Year	HeadCount	Hrs	FTE
Certificate				
Major : Information Processing				
Major : Internetworking				
	01	2	18	1.20
InternetworkingTotal :		2	18	1.20
Major : Medical Office Admin Assistant				
	01	11	107	7.13
	02	8	50	3.33
Medical Office Admin AssistantTotal :		19	157	10.47
Certificate Total :		45	331	22.07
Diploma				
Major : Administrative Support				
	01	4	39	2.60
Administrative SupportTotal :		4	39	2.60
Diploma Total :		4	39	2.60
Business Total :		693	6293	419.53

Vitality Report for Term 201610 - Fall 2016

	Year	HeadCount	Hrs	FTE
College : Industrial Engineering Tech				
Associate				
Major : Engineering Graphics Tech				
	01	28	280	18.67
	02	30	313	20.87
Engineering Graphics TechTotal :		58	593	39.53
Major : Environmental Engineering Tech				
	01	17	171	11.40
	02	13	130	8.67
Environmental Engineering TechTotal :		30	301	20.07
Major : General Technology				
	01	3	37	2.47
	02	61	662	44.13
General TechnologyTotal :		64	699	46.60
Major : Natural Resources Management				
	01	16	168	11.20
	02	11	124	8.27
Natural Resources ManagementTotal :		27	292	19.47
Associate Total :		179	1885	125.67
Certificate				
Major : Advanced Air Cond/Heating				
	02	3	21	1.40
Advanced Air Cond/HeatingTotal :		3	21	1.40
Major : Advanced Mechatronics Tech				
	02	1	13	0.87
Advanced Mechatronics TechTotal :		1	13	0.87
Major : Advanced Welding (Pipe)				
	02	21	252	16.80

Vitality Report for Term 201610 - Fall 2016

	Year	HeadCount	Hrs	FTE
Certificate				
Major : Advanced Welding (Pipe)				
Advanced Welding (Pipe)Total :		21	252	16.80
Major : Automotive Diagnostic Tech				
	01	1	3	0.20
Automotive Diagnostic TechTotal :		1	3	0.20
Major : Automotive Technology				
	01	17	169	11.27
	02	12	115	7.67
Automotive TechnologyTotal :		29	284	18.93
Major : Basic AC and Heating				
	01	21	211	14.07
	02	7	59	3.93
Basic AC and HeatingTotal :		28	270	18.00
Major : Basic Machining and CNC				
	01	5	65	4.33
	02	3	39	2.60
Basic Machining and CNCTotal :		8	104	6.93
Major : Basic Mechatronics Technology				
	01	30	353	23.53
	02	7	55	3.67
Basic Mechatronics TechnologyTotal :		37	408	27.20
Major : Environmental Health, Safety				
	01	1	6	0.40
Environmental Health, SafetyTotal :		1	6	0.40
Major : Mechatronics Fund Tech Cert				
	01	12	74	4.93
Mechatronics Fund Tech CertTotal :		12	74	4.93

Vitality Report for Term 201610 - Fall 2016

	Year	HeadCount	Hrs	FTE
Certificate				
Major : Wastewater Operator				
	01	4	24	1.60
	02	1	6	0.40
Wastewater OperatorTotal :		5	30	2.00
Major : Water Operator				
	01	3	15	1.00
Water OperatorTotal :		3	15	1.00
Major : Welding				
	01	61	759	50.60
	02	6	60	4.00
WeldingTotal :		67	819	54.60
Certificate Total :		216	2299	153.27
Industrial Engineering Tech Total :		395	4184	278.93

Vitality Report for Term 201610 - Fall 2016

	Year	HeadCount	Hrs	FTE
College : Arts and Sciences				
Associate				
Major : Associate in Arts				
	01	734	7213	480.87
	02	394	3459	230.60
Associate in ArtsTotal :		1128	10672	711.47
Major : Associate in Science				
	01	113	1208	80.53
	02	92	812	54.13
Associate in ScienceTotal :		205	2020	134.67
Associate Total :		1333	12692	846.13
Certificate				
Major : General Education				
	01	556	3727	248.47
	02	42	497	33.13
General EducationTotal :		598	4224	281.60
Certificate Total :		598	4224	281.60
Arts and Sciences Total :		1931	16916	1127.73

Vitality Report for Term 201610 - Fall 2016

	Year	HeadCount	Hrs	FTE
College : Health Sciences				
Associate				
Major : Early Care and Education				
	01	72	645	43.00
	02	47	444	29.60
Early Care and EducationTotal :		119	1089	72.60
Major : Nursing (ADN)				
	02	163	1375	91.67
Nursing (ADN)Total :		163	1375	91.67
Associate Total :		282	2464	164.27
Certificate				
Major : Early Childhood Dev-Cert				
	01	5	33	2.20
	02	3	12	0.80
Early Childhood Dev-CertTotal :		8	45	3.00
Major : Infant and Toddler Care				
	01	1	6	0.40
	02	1	3	0.20
Infant and Toddler CareTotal :		2	9	0.60
Major : Massage Therapy				
	01	9	120	8.00
	02	13	153	10.20
Massage TherapyTotal :		22	273	18.20
Major : Medical Record Coding				
	01	9	102	6.80
	02	20	211	14.07
Medical Record CodingTotal :		29	313	20.87
Major : Nursing Assistant Certificate				
	01	20	165	11.00

Vitality Report for Term 201610 - Fall 2016

	Year	HeadCount	Hrs	FTE
Certificate				
Major : Nursing Assistant Certificate				
	02	8	84	5.60
Nursing Assistant CertificateTotal :		28	249	16.60
Major : Pharmacy Technician				
	01	3	39	2.60
	02	7	91	6.07
Pharmacy TechnicianTotal :		10	130	8.67
Major : Phlebotomy				
	02	13	104	6.93
PhlebotomyTotal :		13	104	6.93
Certificate Total :		112	1123	74.87
Diploma				
Major : Early Childhood Dev-Diploma				
	01	6	33	2.20
Early Childhood Dev-DiplomaTotal :		6	33	2.20
Major : Medical Assisting				
	01	1	14	0.93
	02	24	336	22.40
Medical AssistingTotal :		25	350	23.33
Major : Surgical Technology				
	01	1	14	0.93
	02	18	252	16.80
Surgical TechnologyTotal :		19	266	17.73
Diploma Total :		50	649	43.27
Health Sciences Total :		444	4236	282.40

Vitality Report for Term 201610 - Fall 2016

	Year	HeadCount	Hrs	FTE
College : Career Development				
Major : Career Development				
	01	12	51	3.40
	02	9	32	2.13
Career DevelopmentTotal :		21	83	5.53
Major : Career Development/CCAF				
	01	10	36	2.40
Career Development/CCAFTotal :		10	36	2.40
Major : Career Development/Fac-Staff				
	01	3	10	0.67
	02	1	3	0.20
Career Development/Fac-StaffTotal :		4	13	0.87
Major : Career Development/Senior Citi				
	01	8	28	1.87
	02	1	3	0.20
Career Development/Senior CitiTotal :		9	31	2.07
Major : Career Development/Transient				
	01	6	26	1.73
	02	2	11	0.73
Career Development/TransientTotal :		8	37	2.47
Total :		52	200	13.33
Career Development Total :		52	200	13.33
Institute Total :		3515	31829	2121.93

Vitality Report for Term 201620 - Spring 2017

	Year	HeadCount	Hrs	FTE
College : Business				
Associate				
Major : Accounting				
	01	27	237	15.80
	02	43	450	30.00
AccountingTotal :		70	687	45.80
Major : Administrative Office Tech				
	01	16	126	8.40
	02	23	195	13.00
Administrative Office TechTotal :		39	321	21.40
Major : Computer Technology				
	01	79	753	50.20
	02	62	627	41.80
Computer TechnologyTotal :		141	1380	92.00
Major : Criminal Justice Technology				
	01	41	382	25.47
	02	36	338	22.53
Criminal Justice TechnologyTotal :		77	720	48.00
Major : Human Services AAS				
	01	41	325	21.67
	02	73	646	43.07
Human Services AASTotal :		114	971	64.73
Major : Management				
	01	66	600	40.00
	02	68	621	41.40
ManagementTotal :		134	1221	81.40
Major : Paralegal				
	01	14	139	9.27
	02	20	229	15.27

Vitality Report for Term 201620 - Spring 2017

	Year	HeadCount	Hrs	FTE
Associate				
Major : Paralegal				
ParalegalTotal :		34	368	24.53
Associate Total :		609	5668	377.87
Certificate				
Major : Accounting Specialist				
	01	7	51	3.40
	02	2	9	0.60
Accounting SpecialistTotal :		9	60	4.00
Major : Computer Specialist				
	01	2	12	0.80
Computer SpecialistTotal :		2	12	0.80
Major : Cybersecurity Certificate				
	02	2	26	1.73
Cybersecurity CertificateTotal :		2	26	1.73
Major : Human Services Cert				
	01	3	22	1.47
	02	2	13	0.87
Human Services CertTotal :		5	35	2.33
Major : Medical Office Admin Assistant				
	01	18	141	9.40
	02	11	89	5.93
Medical Office Admin AssistantTotal :		29	230	15.33
Certificate Total :		47	363	24.20
Diploma				
Major : Administrative Support				
	01	2	12	0.80
Administrative SupportTotal :		2	12	0.80

Vitality Report for Term 201620 - Spring 2017

	Year	HeadCount	Hrs	FTE
Diploma				
Diploma Total :		2	12	0.80
Business Total :		658	6043	402.87

Vitality Report for Term 201620 - Spring 2017

	Year	HeadCount	Hrs	FTE
College : Industrial Engineering Tech				
Associate				
Major : Engineering Graphics Tech				
	01	21	175	11.67
	02	43	389	25.93
Engineering Graphics TechTotal :		64	564	37.60
Major : Environmental Engineering Tech				
	01	14	132	8.80
	02	16	152	10.13
Environmental Engineering TechTotal :		30	284	18.93
Major : General Technology				
	01	8	75	5.00
	02	59	711	47.40
General TechnologyTotal :		67	786	52.40
Major : Natural Resources Management				
	01	9	114	7.60
	02	12	127	8.47
Natural Resources ManagementTotal :		21	241	16.07
Associate Total :		182	1875	125.00
Certificate				
Major : Advanced Air Cond/Heating				
	02	2	14	0.93
Advanced Air Cond/HeatingTotal :		2	14	0.93
Major : Advanced Mechatronics Tech				
	02	2	24	1.60
Advanced Mechatronics TechTotal :		2	24	1.60
Major : Advanced Welding (Pipe)				
	02	17	204	13.60

Vitality Report for Term 201620 - Spring 2017

	Year	HeadCount	Hrs	FTE
Certificate				
Major : Advanced Welding (Pipe)				
Advanced Welding (Pipe)Total :		17	204	13.60
Major : Automotive Technology				
	01	18	203	13.53
	02	8	105	7.00
Automotive TechnologyTotal :		26	308	20.53
Major : Basic AC and Heating				
	01	15	129	8.60
	02	7	79	5.27
Basic AC and HeatingTotal :		22	208	13.87
Major : Basic Machining and CNC				
	01	5	61	4.07
	02	5	60	4.00
Basic Machining and CNCTotal :		10	121	8.07
Major : Basic Mechatronics Technology				
	01	30	336	22.40
	02	5	43	2.87
Basic Mechatronics TechnologyTotal :		35	379	25.27
Major : Environmental Health, Safety				
	02	1	6	0.40
Environmental Health, SafetyTotal :		1	6	0.40
Major : Mechatronics Fund Tech Cert				
	01	12	99	6.60
Mechatronics Fund Tech CertTotal :		12	99	6.60
Major : Wastewater Operator				
	01	4	24	1.60
	02	2	12	0.80

Vitality Report for Term 201620 - Spring 2017

	Year	HeadCount	Hrs	FTE
Certificate				
Major : Wastewater Operator				
Wastewater OperatorTotal :		6	36	2.40
Major : Water Operator				
	01	6	36	2.40
Water OperatorTotal :		6	36	2.40
Major : Welding				
	01	52	569	37.93
	02	11	121	8.07
WeldingTotal :		63	690	46.00
Certificate Total :		202	2125	141.67
Industrial Engineering Tech Total :		384	4000	266.67

Vitality Report for Term 201620 - Spring 2017

	Year	HeadCount	Hrs	FTE
College : Arts and Sciences				
Associate				
Major : Associate in Arts				
	01	616	5598	373.20
	02	441	3894	259.60
Associate in ArtsTotal :		1057	9492	632.80
Major : Associate in Science				
	01	94	946	63.07
	02	96	901	60.07
Associate in ScienceTotal :		190	1847	123.13
Associate Total :		1247	11339	755.93
Certificate				
Major : General Education				
	01	559	3727	248.47
	02	51	552	36.80
General EducationTotal :		610	4279	285.27
Certificate Total :		610	4279	285.27
Arts and Sciences Total :		1857	15618	1041.20

Vitality Report for Term 201620 - Spring 2017

	Year	HeadCount	Hrs	FTE
College : Health Sciences				
Associate				
Major : Early Care and Education				
	01	60	498	33.20
	02	47	393	26.20
Early Care and EducationTotal :		107	891	59.40
Major : Nursing (ADN)				
	01	1	3	0.20
	02	224	1808	120.53
Nursing (ADN)Total :		225	1811	120.73
Associate Total :		332	2702	180.13
Certificate				
Major : Cardiac Care Technician Cert				
	02	11	77	5.13
Cardiac Care Technician CertTotal :		11	77	5.13
Major : Early Childhood Dev-Cert				
	01	5	27	1.80
	02	2	6	0.40
Early Childhood Dev-CertTotal :		7	33	2.20
Major : Infant and Toddler Care				
	01	1	9	0.60
	02	1	3	0.20
Infant and Toddler CareTotal :		2	12	0.80
Major : Massage Therapy				
	01	1	12	0.80
	02	8	96	6.40
Massage TherapyTotal :		9	108	7.20
Major : Medical Record Coding				
	01	1	13	0.87

Vitality Report for Term 201620 - Spring 2017

	Year	HeadCount	Hrs	FTE
Certificate				
Major : Medical Record Coding				
	02	22	276	18.40
Medical Record CodingTotal :		23	289	19.27
Major : Nursing Assistant Certificate				
	01	11	119	7.93
	02	8	82	5.47
Nursing Assistant CertificateTotal :		19	201	13.40
Major : Pharmacy Technician				
	01	1	13	0.87
	02	13	162	10.80
Pharmacy TechnicianTotal :		14	175	11.67
Major : Phlebotomy				
	02	1	7	0.47
PhlebotomyTotal :		1	7	0.47
Certificate Total :		86	902	60.13
Diploma				
Major : Early Childhood Dev-Diploma				
	01	3	24	1.60
Early Childhood Dev-DiplomaTotal :		3	24	1.60
Major : Medical Assisting				
	02	19	218	14.53
Medical AssistingTotal :		19	218	14.53
Major : Surgical Technology				
	02	18	162	10.80
Surgical TechnologyTotal :		18	162	10.80
Diploma Total :		40	404	26.93
Health Sciences Total :		458	4008	267.20

Vitality Report for Term 201620 - Spring 2017

	Year	HeadCount	Hrs	FTE
College : Career Development				
Major : Career Development				
	01	23	82	5.47
	02	8	34	2.27
Career DevelopmentTotal :		31	116	7.73
Major : Career Development/CCAF				
	01	4	12	0.80
Career Development/CCAFTotal :		4	12	0.80
Major : Career Development/Fac-Staff				
	01	1	3	0.20
	02	1	3	0.20
Career Development/Fac-StaffTotal :		2	6	0.40
Major : Career Development/Senior Citi				
	01	6	20	1.33
	02	2	6	0.40
Career Development/Senior CitiTotal :		8	26	1.73
Major : Career Development/Transient				
	01	6	22	1.47
	02	3	13	0.87
Career Development/TransientTotal :		9	35	2.33
Total :		54	195	13.00
Career Development Total :		54	195	13.00
Institute Total :		3411	29864	1990.93

Vitality Report for Term 201510 - Fall 2015

	Year	HeadCount	Hrs	FTE
College : Business				
Associate				
Major : Accounting				
	01	38	393	26.20
	02	33	312	20.80
AccountingTotal :		71	705	47.00
Major : Administrative Office Tech				
	01	19	147	9.80
	02	22	165	11.00
Administrative Office TechTotal :		41	312	20.80
Major : Computer Technology				
	01	79	822	54.80
	02	60	558	37.20
Computer TechnologyTotal :		139	1380	92.00
Major : Criminal Justice Technology				
	01	71	662	44.13
	02	53	539	35.93
Criminal Justice TechnologyTotal :		124	1201	80.07
Major : Human Services				
	01	50	429	28.60
	02	86	725	48.33
Human ServicesTotal :		136	1154	76.93
Major : Management				
	01	99	907	60.47
	02	74	648	43.20
ManagementTotal :		173	1555	103.67
Major : Paralegal				
	01	16	147	9.80
	02	17	153	10.20

Vitality Report for Term 201510 - Fall 2015

	Year	HeadCount	Hrs	FTE
Associate				
Major : Paralegal				
ParalegalTotal :		33	300	20.00
Associate Total :		717	6607	440.47
Certificate				
Major : Accounting Specialist				
	01	7	57	3.80
	02	1	6	0.40
Accounting SpecialistTotal :		8	63	4.20
Major : Computer Specialist				
	01	9	84	5.60
Computer SpecialistTotal :		9	84	5.60
Major : Gerontology Certificate				
	01	1	8	0.53
Gerontology CertificateTotal :		1	8	0.53
Major : Human Services				
	01	8	63	4.20
Human ServicesTotal :		8	63	4.20
Major : Information Processing				
	01	3	12	0.80
Information ProcessingTotal :		3	12	0.80
Certificate Total :		29	230	15.33
Diploma				
Major : Administrative Support				
	01	4	27	1.80
	02	2	18	1.20
Administrative SupportTotal :		6	45	3.00
Diploma Total :		6	45	3.00

Vitality Report for Term 201510 - Fall 2015

	Year	HeadCount	Hrs	FTE
Business Total :		752	6882	458.80

Vitality Report for Term 201510 - Fall 2015

	Year	HeadCount	Hrs	FTE
College : Industrial Engineering Tech				
Associate				
Major : Engineering Graphics Tech				
	01	34	338	22.53
	02	22	227	15.13
Engineering Graphics TechTotal :		56	565	37.67
Major : Environment Engineering Tech				
	01	7	49	3.27
	02	18	164	10.93
Environment Engineering TechTotal :		25	213	14.20
Major : General Technology				
	01	19	239	15.93
	02	62	672	44.80
General TechnologyTotal :		81	911	60.73
Major : Natural Resources Mgmt Tech				
	01	13	141	9.40
	02	22	262	17.47
Natural Resources Mgmt TechTotal :		35	403	26.87
Associate Total :		197	2092	139.47
Certificate				
Major : Advanced Air Cond/Heating				
	02	9	67	4.47
Advanced Air Cond/HeatingTotal :		9	67	4.47
Major : Advanced Welding (Pipe)				
	02	12	144	9.60
Advanced Welding (Pipe)Total :		12	144	9.60
Major : Automotive Diagnostic Tech				
	01	25	236	15.73
	02	10	115	7.67

Vitality Report for Term 201510 - Fall 2015

	Year	HeadCount	Hrs	FTE
Certificate				
Major : Automotive Diagnostic Tech				
Automotive Diagnostic TechTotal :		35	351	23.40
Major : Automotive Technology				
	01	2	9	0.60
Automotive TechnologyTotal :		2	9	0.60
Major : Basic AC and Heating				
	01	16	150	10.00
	02	2	17	1.13
Basic AC and HeatingTotal :		18	167	11.13
Major : Basic Mechatronics Technology				
	01	28	282	18.80
	02	5	47	3.13
Basic Mechatronics TechnologyTotal :		33	329	21.93
Major : Certificate in Basic Machining and				
	01	12	132	8.80
	02	1	10	0.67
Certificate in Basic Machining and Total :		13	142	9.47
Major : Environmental Health and Safety Cer				
	02	3	15	1.00
Environmental Health and Safety CerTotal :		3	15	1.00
Major : Wastewater Operator				
	01	7	39	2.60
	02	2	12	0.80
Wastewater OperatorTotal :		9	51	3.40
Major : Water Operator				
	01	5	30	2.00
Water Operator Total :		5	30	2.00

Vitality Report for Term 201510 - Fall 2015

	Year	HeadCount	Hrs	FTE
Certificate				
Major : Welding				
	01	48	611	40.73
	02	4	45	3.00
WeldingTotal :		52	656	43.73
Certificate Total :		191	1961	130.73
Industrial Engineering Tech Total :		388	4053	270.20

Vitality Report for Term 201510 - Fall 2015

	Year	Head Count	Hrs	FTE
College : Arts and Sciences				
Associate				
Major : Associate in Arts				
	01	815	7588	505.87
	02	437	3670	244.67
Associate in ArtsTotal :		1252	11258	750.53
Major : Associate in Science				
	01	118	1233	82.20
	02	82	774	51.60
Associate in ScienceTotal :		200	2007	133.80
Associate Total :		1452	13265	884.33
Certificate				
Major : General Education				
	01	478	3397	226.47
General EducationTotal :		478	3397	226.47
Certificate Total :		478	3397	226.47
Arts and Sciences Total :		1930	16662	1110.80

Vitality Report for Term 201510 - Fall 2015

	Year	Head Count	Hrs	FTE
College : Health Sciences				
Associate				
Major : Early Care and Education				
	01	76	697	46.47
	02	63	529	35.27
Early Care and EducationTotal :		139	1226	81.73
Major : Nursing (ADN)				
	01	1	8	0.53
	02	167	1393	92.87
Nursing (ADN)Total :		168	1401	93.40
Associate Total :		307	2627	175.13
Certificate				
Major : Cardiac Care Technician Certificate				
	02	13	91	6.07
Cardiac Care Technician CertificateTotal :		13	91	6.07
Major : Early Childhood Dev-Cert				
	01	3	15	1.00
Early Childhood Dev-CertTotal :		3	15	1.00
Major : Infant and Toddler Care				
	01	2	24	1.60
Infant and Toddler CareTotal :		2	24	1.60
Major : Massage Therapy				
	01	18	194	12.93
	02	3	36	2.40
Massage TherapyTotal :		21	230	15.33
Major : Medical Record Coding				
	01	8	78	5.20
	02	16	156	10.40

Vitality Report for Term 201510 - Fall 2015

	Year	Head Count	Hrs	FTE
Certificate				
Major : Medical Record Coding				
Medical Record CodingTotal :		24	234	15.60
Major : Nursing Assistant Certificate				
	01	26	286	19.07
	02	9	78	5.20
Nursing Assistant CertificateTotal :		35	364	24.27
Major : Pharmacy Technician				
	01	5	50	3.33
	02	8	93	6.20
Pharmacy TechnicianTotal :		13	143	9.53
Certificate Total :		111	1101	73.40
Diploma				
Major : Early Childhood Dev-Diploma				
	01	3	27	1.80
Early Childhood Dev-DiplomaTotal :		3	27	1.80
Major : Medical Assisting				
	01	1	14	0.93
	02	20	280	18.67
Medical AssistingTotal :		21	294	19.60
Major : Surgical Technology				
	02	22	330	22.00
Surgical TechnologyTotal :		22	330	22.00
Diploma Total :		46	651	43.40
Health Sciences Total :		464	4379	291.93

Vitality Report for Term 201510 - Fall 2015

	Year	Head Count	Hrs	FTE
College : Career Development				
Major : Career Development				
	01	17	71	4.73
	02	3	19	1.27
Career DevelopmentTotal :		20	90	6.00
Major : Career Development/CCAF				
	01	14	55	3.67
Career Development/CCAFTotal :		14	55	3.67
Major : Career Development/Fac-Staff				
	01	3	12	0.80
	02	2	6	0.40
Career Development/Fac-StaffTotal :		5	18	1.20
Major : Career Development/Senior Citi				
	01	3	13	0.87
	02	1	3	0.20
Career Development/Senior CitiTotal :		4	16	1.07
Major : Career Development/Transient				
	01	11	42	2.80
	02	5	25	1.67
Career Development/TransientTotal :		16	67	4.47
Total :		59	246	16.40
Career Development Total :		59	246	16.40
Institute Total :		3593	32222	2148.13

Vitality Report for Term 201520 - Spring 2016

	Year	Head Count	Hrs	FTE
College : Business				
Associate				
Major : Accounting				
	01	29	261	17.40
	02	45	432	28.80
AccountingTotal :		74	693	46.20
Major : Administrative Office Tech				
	01	9	75	5.00
	02	19	144	9.60
Administrative Office TechTotal :		28	219	14.60
Major : Computer Technology				
	01	60	573	38.20
	02	66	639	42.60
Computer TechnologyTotal :		126	1212	80.80
Major : Criminal Justice Technology				
	01	55	496	33.07
	02	52	485	32.33
Criminal Justice TechnologyTotal :		107	981	65.40
Major : Human Services				
	01	49	455	30.33
	02	85	769	51.27
Human ServicesTotal :		134	1224	81.60
Major : Management				
	01	65	558	37.20
	02	76	668	44.53
ManagementTotal :		141	1226	81.73
Major : Paralegal				
	01	11	111	7.40
	02	17	191	12.73

Vitality Report for Term 201520 - Spring 2016

	Year	Head Count	Hrs	FTE
Associate				
Major : Paralegal				
ParalegalTotal :		28	302	20.13
Associate Total :		638	5857	390.47
Certificate				
Major : Accounting Specialist				
	01	7	57	3.80
	02	3	24	1.60
Accounting SpecialistTotal :		10	81	5.40
Major : Computer Specialist				
	01	4	27	1.80
	02	2	15	1.00
Computer SpecialistTotal :		6	42	2.80
Major : Gerontology Certificate				
	01	1	6	0.40
Gerontology CertificateTotal :		1	6	0.40
Major : Human Services				
	01	7	63	4.20
Human ServicesTotal :		7	63	4.20
Certificate Total :		24	192	12.80
Diploma				
Major : Administrative Support				
	01	2	15	1.00
	02	1	3	0.20
Administrative SupportTotal :		3	18	1.20
Diploma Total :		3	18	1.20
Business Total :		665	6067	404.47

Vitality Report for Term 201520 - Spring 2016

	Year	Head Count	Hrs	FTE
College : Industrial Engineering Tech				
Associate				
Major : Engineering Graphics Tech				
	01	33	266	17.73
	02	33	280	18.67
Engineering Graphics TechTotal :		66	546	36.40
Major : Environment Engineering Tech				
	01	10	77	5.13
	02	18	164	10.93
Environment Engineering TechTotal :		28	241	16.07
Major : General Technology				
	01	17	181	12.07
	02	64	697	46.47
General TechnologyTotal :		81	878	58.53
Major : Natural Resources Mgmt Tech				
	01	14	132	8.80
	02	19	238	15.87
Natural Resources Mgmt TechTotal :		33	370	24.67
Associate Total :		208	2035	135.67
Certificate				
Major : Advanced Air Cond/Heating				
	02	7	49	3.27
Advanced Air Cond/HeatingTotal :		7	49	3.27
Major : Advanced Welding (Pipe)				
	02	10	120	8.00
Advanced Welding (Pipe)Total :		10	120	8.00
Major : Automotive Diagnostic Tech				
	01	16	134	8.93
	02	11	122	8.13

Vitality Report for Term 201520 - Spring 2016

	Year	Head Count	Hrs	FTE
Certificate				
Major : Automotive Diagnostic Tech				
Automotive Diagnostic TechTotal :		27	256	17.07
Major : Basic AC and Heating				
	01	18	176	11.73
	02	4	48	3.20
Basic AC and HeatingTotal :		22	224	14.93
Major : Basic Mechatronics Technology				
	01	19	210	14.00
	02	11	130	8.67
Basic Mechatronics TechnologyTotal :		30	340	22.67
Major : Certificate in Basic Machining and				
	01	7	87	5.80
	02	2	25	1.67
Certificate in Basic Machining and Total :		9	112	7.47
Major : Environmental Health and Safety Cer				
	01	1	6	0.40
Environmental Health and Safety CerTotal :		1	6	0.40
Major : Wastewater Operator				
	01	7	42	2.80
	02	3	18	1.20
Wastewater OperatorTotal :		10	60	4.00
Major : Water Operator				
	01	4	24	1.60
	02	1	3	0.20
Water OperatorTotal :		5	27	1.80
Major : Welding				
	01	37	377	25.13

Viability Report for Term 201520 - Spring 2016

	Year	Head Count	Hrs	FTE
Certificate				
Major : Welding				
	02	5	51	3.40
WeldingTotal :		42	428	28.53
Certificate Total :		163	1622	108.13
Industrial Engineering Tech Total :		371	3657	243.80

Vitality Report for Term 201520 - Spring 2016

	Year	Head Count	Hrs	FTE
<u>College : Arts and Sciences</u>				
Associate				
Major : Associate in Arts				
	01	659	5741	382.73
	02	420	3631	242.07
Associate in ArtsTotal :		1079	9372	624.80
Major : Associate in Science				
	01	93	887	59.13
	02	87	895	59.67
Associate in ScienceTotal :		180	1782	118.80
Associate Total :		1259	11154	743.60
Certificate				
Major : General Education				
	01	470	3248	216.53
	02	3	31	2.07
General EducationTotal :		473	3279	218.60
Certificate Total :		473	3279	218.60
Arts and Sciences Total :		1732	14433	962.20

Vitality Report for Term 201520 - Spring 2016

	Year	Head Count	Hrs	FTE
College : Health Sciences				
Associate				
Major : Early Care and Education				
	01	55	432	28.80
	02	57	537	35.80
Early Care and EducationTotal :		112	969	64.60
Major : Nursing (ADN)				
	01	4	38	2.53
	02	210	1693	112.87
Nursing (ADN)Total :		214	1731	115.40
Associate Total :		326	2700	180.00
Certificate				
Major : Early Childhood Dev-Cert				
	01	5	30	2.00
	02	1	3	0.20
Early Childhood Dev-CertTotal :		6	33	2.20
Major : Infant and Toddler Care				
	01	4	39	2.60
	02	1	9	0.60
Infant and Toddler CareTotal :		5	48	3.20
Major : Massage Therapy				
	01	14	153	10.20
	02	8	88	5.87
Massage TherapyTotal :		22	241	16.07
Major : Medical Record Coding				
	02	21	262	17.47
Medical Record CodingTotal :		21	262	17.47
Major : Nursing Assistant Certificate				
	01	35	355	23.67

Vitality Report for Term 201520 - Spring 2016

	Year	Head Count	Hrs	FTE
Certificate				
Major : Nursing Assistant Certificate				
	02	11	114	7.60
Nursing Assistant CertificateTotal :		46	469	31.27
Major : Pharmacy Technician				
	02	10	130	8.67
Pharmacy TechnicianTotal :		10	130	8.67
Major : Phlebotomy Certificate				
	02	11	88	5.87
Phlebotomy CertificateTotal :		11	88	5.87
Certificate Total :		121	1271	84.73
Diploma				
Major : Early Childhood Dev-Diploma				
	01	5	36	2.40
Early Childhood Dev-DiplomaTotal :		5	36	2.40
Major : Medical Assisting				
	02	18	201	13.40
Medical AssistingTotal :		18	201	13.40
Major : Surgical Technology				
	02	22	216	14.40
Surgical TechnologyTotal :		22	216	14.40
Diploma Total :		45	453	30.20
Health Sciences Total :		492	4424	294.93

Vitality Report for Term 201520 - Spring 2016

	Year	Head Count	Hrs	FTE
College : Career Development				
Major : Career Development				
	01	26	98	6.53
	02	7	22	1.47
Career DevelopmentTotal :		33	120	8.00
Major : Career Development/CCAF				
	01	7	24	1.60
Career Development/CCAFTotal :		7	24	1.60
Major : Career Development/Fac-Staff				
	01	1	3	0.20
Career Development/Fac-StaffTotal :		1	3	0.20
Major : Career Development/Senior Citi				
	01	9	35	2.33
Career Development/Senior CitiTotal :		9	35	2.33
Major : Career Development/Transient				
	01	10	41	2.73
Career Development/TransientTotal :		10	41	2.73
Total :		60	223	14.87
Career Development Total :		60	223	14.87
Institute Total :		3320	28804	1920.27

Vitality Report for Term 201410 - Fall 2014

	Year	Head Count	Hrs	FTE
College : Business				
Associate				
Major : Accounting				
	01	38	345	23.00
	02	36	330	22.00
AccountingTotal :		74	675	45.00
Major : Administrative Office Tech				
	01	24	192	12.80
	02	38	304	20.27
Administrative Office TechTotal :		62	496	33.07
Major : Computer Technology				
	01	100	897	59.80
	02	73	651	43.40
Computer TechnologyTotal :		173	1548	103.20
Major : Criminal Justice Technology				
	01	75	704	46.93
	02	49	467	31.13
Criminal Justice TechnologyTotal :		124	1171	78.07
Major : Human Services				
	01	66	557	37.13
	02	79	663	44.20
Human ServicesTotal :		145	1220	81.33
Major : Management				
	01	108	918	61.20
	02	85	708	47.20
ManagementTotal :		193	1626	108.40
Major : Paralegal				
	01	22	210	14.00
	02	19	199	13.27

Vitality Report for Term 201410 - Fall 2014

	Year	Head Count	Hrs	FTE
Associate				
Major : Paralegal				
ParalegalTotal :		41	409	27.27
Associate Total :		812	7145	476.33
Certificate				
Major : Accounting Specialist				
	01	7	42	2.80
	02	2	12	0.80
Accounting SpecialistTotal :		9	54	3.60
Major : Computer Specialist				
	01	11	99	6.60
	02	5	48	3.20
Computer SpecialistTotal :		16	147	9.80
Major : Gerontology Certificate				
	01	1	6	0.40
Gerontology CertificateTotal :		1	6	0.40
Major : Human Services				
	01	15	135	9.00
Human ServicesTotal :		15	135	9.00
Major : Information Processing				
	01	5	36	2.40
Information ProcessingTotal :		5	36	2.40
Major : Internetworking				
	01	3	18	1.20
InternetworkingTotal :		3	18	1.20
Certificate Total :		49	396	26.40
Diploma				
Major : Administrative Support				

Validity Report for Term 201410 - Fall 2014

	Year	Head Count	Hrs	FTE
Diploma				
Major : Administrative Support				
	01	12	99	6.60
	02	2	15	1.00
Administrative SupportTotal :		14	114	7.60
Diploma Total :		14	114	7.60
Business Total :		875	7655	510.33

Vitality Report for Term 201410 - Fall 2014

	Year	Head Count	Hrs	FTE
College : Industrial Engineering Tech				
Associate				
Major : Engineering Graphics Tech				
	01	30	236	15.73
	02	27	290	19.33
Engineering Graphics TechTotal :		57	526	35.07
Major : Environment Engineering Tech				
	01	17	145	9.67
	02	27	248	16.53
Environment Engineering TechTotal :		44	393	26.20
Major : General Technology				
	01	10	104	6.93
	02	61	587	39.13
General TechnologyTotal :		71	691	46.07
Major : Natural Resources Mgmt Tech				
	01	20	231	15.40
	02	21	254	16.93
Natural Resources Mgmt TechTotal :		41	485	32.33
Associate Total :		213	2095	139.67
Certificate				
Major : Advanced Mechatronics				
	02	1	4	0.27
Advanced MechatronicsTotal :		1	4	0.27
Major : Advanced Welding (Pipe)				
	02	19	231	15.40
Advanced Welding (Pipe)Total :		19	231	15.40
Major : Automotive Diagnostic Tech				
	01	3	21	1.40
	02	10	106	7.07

Vitality Report for Term 201410 - Fall 2014

	Year	Head Count	Hrs	FTE
Certificate				
Major : Automotive Diagnostic Tech				
Automotive Diagnostic TechTotal :		13	127	8.47
Major : Automotive Technology				
	01	25	237	15.80
	02	3	28	1.87
Automotive TechnologyTotal :		28	265	17.67
Major : Basic AC and Heating				
	01	34	315	21.00
	02	11	94	6.27
Basic AC and HeatingTotal :		45	409	27.27
Major : Basic Mechatronics Technology				
	01	22	238	15.87
	02	4	47	3.13
Basic Mechatronics TechnologyTotal :		26	285	19.00
Major : Certificate in Basic Machining and				
	01	21	225	15.00
	02	1	10	0.67
Certificate in Basic Machining and Total :		22	235	15.67
Major : Environmental Health and Safety Cer				
	01	3	18	1.20
Environmental Health and Safety CerTotal :		3	18	1.20
Major : Wastewater Operator				
	01	4	24	1.60
Wastewater OperatorTotal :		4	24	1.60
Major : Water Operator				
	01	5	21	1.40
	02	2	12	0.80

Validity Report for Term 201410 - Fall 2014

	Year	Head Count	Hrs	FTE
Certificate				
Major : Water Operator				
Water OperatorTotal :		7	33	2.20
Major : Welding				
	01	56	706	47.07
	02	2	28	1.87
WeldingTotal :		58	734	48.93
Certificate Total :		226	2365	157.67
Industrial Engineering Tech Total :		439	4460	297.33

Vitality Report for Term 201410 - Fall 2014

	Year	Head Count	Hrs	FTE
College : Arts and Sciences				
Associate				
Major : Associate in Arts				
	01	923	8168	544.53
	02	454	3776	251.73
Associate in ArtsTotal :		1377	11944	796.27
Major : Associate in Science				
	01	130	1122	74.80
	02	84	816	54.40
Associate in ScienceTotal :		214	1938	129.20
Associate Total :		1591	13882	925.47
Certificate				
Major : General Education				
	01	441	2761	184.07
General EducationTotal :		441	2761	184.07
Certificate Total :		441	2761	184.07
Arts and Sciences Total :		2032	16643	1109.53

Vitality Report for Term 201410 - Fall 2014

	Year	Head Count	Hrs	FTE
College : Health Sciences				
Associate				
Major : Early Care and Education				
	01	82	690	46.00
	02	63	534	35.60
Early Care and EducationTotal :		145	1224	81.60
Major : Nursing (ADN)				
	01	1	9	0.60
	02	169	1344	89.60
Nursing (ADN)Total :		170	1353	90.20
Associate Total :		315	2577	171.80
Certificate				
Major : Early Childhood Dev-Cert				
	01	11	72	4.80
	02	1	3	0.20
Early Childhood Dev-CertTotal :		12	75	5.00
Major : Infant and Toddler Care				
	01	5	36	2.40
Infant and Toddler CareTotal :		5	36	2.40
Major : Massage Therapy				
	01	14	158	10.53
	02	6	72	4.80
Massage TherapyTotal :		20	230	15.33
Major : Medical Record Coding				
	01	18	162	10.80
	02	20	195	13.00
Medical Record CodingTotal :		38	357	23.80
Major : Nursing Assistant Certificate				
	01	24	252	16.80

Vitality Report for Term 201410 - Fall 2014

	Year	Head Count	Hrs	FTE
Certificate				
Major : Nursing Assistant Certificate				
	02	8	66	4.40
Nursing Assistant CertificateTotal :		32	318	21.20
Major : Pharmacy Technician				
	01	1	11	0.73
	02	14	160	10.67
Pharmacy TechnicianTotal :		15	171	11.40
Certificate Total :		122	1187	79.13
Diploma				
Major : Early Childhood Dev-Diploma				
	01	4	33	2.20
Early Childhood Dev-DiplomaTotal :		4	33	2.20
Major : Medical Assisting				
	01	1	14	0.93
	02	22	300	20.00
Medical AssistingTotal :		23	314	20.93
Major : Nursing (PN)				
	02	22	166	11.07
Nursing (PN)Total :		22	166	11.07
Major : Surgical Technology				
	01	1	15	1.00
	02	21	305	20.33
Surgical TechnologyTotal :		22	320	21.33
Diploma Total :		71	833	55.53
Health Sciences Total :		508	4597	306.47

Vitality Report for Term 201410 - Fall 2014

	Year	Head Count	Hrs	FTE
College : Career Development				
Major : Career Development				
	01	42	137	9.13
	02	2	10	0.67
Career DevelopmentTotal :		44	147	9.80
Major : Career Development/CCAF				
	01	42	157	10.47
Career Development/CCAFTotal :		42	157	10.47
Major : Career Development/Fac-Staff				
	01	2	6	0.40
	02	2	10	0.67
Career Development/Fac-StaffTotal :		4	16	1.07
Major : Career Development/Senior Citi				
	01	8	38	2.53
Career Development/Senior CitiTotal :		8	38	2.53
Major : Career Development/Transient				
	01	15	67	4.47
	02	2	7	0.47
Career Development/TransientTotal :		17	74	4.93
Total :		115	432	28.80
Career Development Total :		115	432	28.80
Institute Total :		3969	33787	2252.47

Source: ARGOs AA007 Vitality Report 201410

Vitality Report for Term 201420 - Spring 2015

	Year	Head Count	Hrs	FTE
College : Business				
Associate				
Major : Accounting				
	01	28	237	15.80
	02	47	481	32.07
AccountingTotal :		75	718	47.87
Major : Administrative Office Tech				
	01	18	129	8.60
	02	32	262	17.47
Administrative Office TechTotal :		50	391	26.07
Major : Computer Technology				
	01	76	666	44.40
	02	71	657	43.80
Computer TechnologyTotal :		147	1323	88.20
Major : Criminal Justice Technology				
	01	64	617	41.13
	02	51	515	34.33
Criminal Justice TechnologyTotal :		115	1132	75.47
Major : Human Services				
	01	62	535	35.67
	02	95	843	56.20
Human ServicesTotal :		157	1378	91.87
Major : Management				
	01	94	789	52.60
	02	101	855	57.00
ManagementTotal :		195	1644	109.60
Major : Paralegal				
	01	15	132	8.80
	02	21	222	14.80

Vitality Report for Term 201420 - Spring 2015

	Year	Head Count	Hrs	FTE
Associate				
Major : Paralegal				
ParalegalTotal :		36	354	23.60
Associate Total :		775	6940	462.67
Certificate				
Major : Accounting Specialist				
	01	5	33	2.20
Accounting SpecialistTotal :		5	33	2.20
Major : Computer Specialist				
	01	7	66	4.40
	02	4	42	2.80
Computer SpecialistTotal :		11	108	7.20
Major : Gerontology Certificate				
	01	1	6	0.40
Gerontology CertificateTotal :		1	6	0.40
Major : Human Services				
	01	12	90	6.00
	02	2	21	1.40
Human ServicesTotal :		14	111	7.40
Major : Information Processing				
	01	1	9	0.60
	02	1	6	0.40
Information ProcessingTotal :		2	15	1.00
Major : Internetworking				
	02	1	3	0.20
InternetworkingTotal :		1	3	0.20
Certificate Total :		34	276	18.40
Diploma				

Vitality Report for Term 201420 - Spring 2015

	Year	Head Count	Hrs	FTE
Diploma				
Major : Administrative Support				
	01	8	66	4.40
	02	2	12	0.80
Administrative SupportTotal :		10	78	5.20
Diploma Total :		10	78	5.20
Business Total :		819	7294	486.27

Vitality Report for Term 201420 - Spring 2015

	Year	Head Count	Hrs	FTE
College : Industrial Engineering Tech				
Associate				
Major : Engineering Graphics Tech				
	01	20	168	11.20
	02	33	322	21.47
Engineering Graphics TechTotal :		53	490	32.67
Major : Environment Engineering Tech				
	01	14	125	8.33
	02	27	254	16.93
Environment Engineering TechTotal :		41	379	25.27
Major : General Technology				
	01	18	147	9.80
	02	57	567	37.80
General TechnologyTotal :		75	714	47.60
Major : Natural Resources Mgmt Tech				
	01	12	115	7.67
	02	31	346	23.07
Natural Resources Mgmt TechTotal :		43	461	30.73
Associate Total :		212	2044	136.27
Certificate				
Major : Advanced Welding (Pipe)				
	02	15	180	12.00
Advanced Welding (Pipe)Total :		15	180	12.00
Major : Automotive Technology				
	01	18	185	12.33
	02	8	112	7.47
Automotive TechnologyTotal :		26	297	19.80
Major : Basic AC and Heating				
	01	20	157	10.47

Vitality Report for Term 201420 - Spring 2015

	Year	Head Count	Hrs	FTE
Certificate				
Major : Basic AC and Heating				
	02	10	86	5.73
Basic AC and HeatingTotal :		30	243	16.20
Major : Basic Mechatronics Technology				
	01	19	169	11.27
	02	9	117	7.80
Basic Mechatronics TechnologyTotal :		28	286	19.07
Major : Certificate in Basic Machining and				
	01	13	140	9.33
	02	3	22	1.47
Certificate in Basic Machining and Total :		16	162	10.80
Major : Environmental Health and Safety Cer				
	01	4	24	1.60
	02	4	21	1.40
Environmental Health and Safety CerTotal :		8	45	3.00
Major : Wastewater Operator				
	01	5	30	2.00
	02	1	6	0.40
Wastewater OperatorTotal :		6	36	2.40
Major : Water Operator				
	01	4	24	1.60
	02	1	3	0.20
Water OperatorTotal :		5	27	1.80
Major : Welding				
	01	51	573	38.20
	02	5	51	3.40
WeldingTotal :		56	624	41.60
Certificate Total :		190	1900	126.67

Vitality Report for Term 201420 - Spring 2015

	Year	Head Count	Hrs	FTE
Industrial Engineering Tech Total :		402	3944	262.93

Vitality Report for Term 201420 - Spring 2015

	Year	Head Count	Hrs	FTE
College : Arts and Sciences				
Associate				
Major : Associate in Arts				
	01	750	6460	430.67
	02	418	3522	234.80
Associate in ArtsTotal :		1168	9982	665.47
Major : Associate in Science				
	01	82	695	46.33
	02	95	896	59.73
Associate in ScienceTotal :		177	1591	106.07
Associate Total :		1345	11573	771.53
Certificate				
Major : General Education				
	01	433	2762	184.13
	02	2	18	1.20
General EducationTotal :		435	2780	185.33
Certificate Total :		435	2780	185.33
Arts and Sciences Total :		1780	14353	956.87

Vitality Report for Term 201420 - Spring 2015

	Year	Head Count	Hrs	FTE
College : Health Sciences				
Associate				
Major : Early Care and Education				
	01	72	612	40.80
	02	66	553	36.87
Early Care and EducationTotal :		138	1165	77.67
Major : Nursing (ADN)				
	01	1	3	0.20
	02	204	1669	111.27
Nursing (ADN)Total :		205	1672	111.47
Associate Total :		343	2837	189.13
Certificate				
Major : Early Childhood Dev-Cert				
	01	5	39	2.60
	02	2	18	1.20
Early Childhood Dev-CertTotal :		7	57	3.80
Major : Infant and Toddler Care				
	01	3	27	1.80
Infant and Toddler CareTotal :		3	27	1.80
Major : Massage Therapy				
	01	6	72	4.80
	02	8	96	6.40
Massage TherapyTotal :		14	168	11.20
Major : Medical Record Coding				
	01	6	52	3.47
	02	18	234	15.60
Medical Record CodingTotal :		24	286	19.07
Major : Nursing Assistant Certificate				
	01	26	257	17.13

Vitality Report for Term 201420 - Spring 2015

	Year	Head Count	Hrs	FTE
Certificate				
Major : Nursing Assistant Certificate				
	02	32	307	20.47
Nursing Assistant CertificateTotal :		58	564	37.60
Major : Pharmacy Technician				
	01	1	7	0.47
	02	21	245	16.33
Pharmacy TechnicianTotal :		22	252	16.80
Certificate Total :		128	1354	90.27
Diploma				
Major : Early Childhood Dev-Diploma				
	01	4	33	2.20
	02	1	9	0.60
Early Childhood Dev-DiplomaTotal :		5	42	2.80
Major : Medical Assisting				
	02	18	200	13.33
Medical AssistingTotal :		18	200	13.33
Major : Nursing (PN)				
	02	19	231	15.40
Nursing (PN)Total :		19	231	15.40
Major : Surgical Technology				
	02	19	189	12.60
Surgical TechnologyTotal :		19	189	12.60
Diploma Total :		61	662	44.13
Health Sciences Total :		532	4853	323.53

Vitality Report for Term 201420 - Spring 2015

	Year	Head Count	Hrs	FTE
College : Career Development				
Major : Career Development				
	01	29	116	7.73
	02	5	17	1.13
Career DevelopmentTotal :		34	133	8.87
Major : Career Development/CCAF				
	01	20	69	4.60
Career Development/CCAFTotal :		20	69	4.60
Major : Career Development/Fac-Staff				
	01	1	3	0.20
	02	1	3	0.20
Career Development/Fac-StaffTotal :		2	6	0.40
Major : Career Development/Senior Citi				
	01	7	28	1.87
Career Development/Senior CitiTotal :		7	28	1.87
Major : Career Development/Transient				
	01	7	28	1.87
	02	3	11	0.73
Career Development/TransientTotal :		10	39	2.60
Total :		73	275	18.33
Career Development Total :		73	275	18.33
Institute Total :		3606	30719	2047.93

Source: ARGOs AA007 Vitality, Vitality Report 201420

Central Carolina Technical College
2016 Fall Headcount By Ethnicity, Gender for the Four-County Area + Other

County	Ethnicity	Female	Male	Total
Clarendon	Black/African American	131	60	191
	White/Non-Hispanic	122	88	210
	Hispanic	8	5	13
	American Indian			
	Native Hawaiian			
	Two or More	1	1	2
	Unknown	6	1	7
	Asian	1	1	2
TOTAL		269	156	425
Kershaw	Black/African American	102	62	164
	White/Non-Hispanic	335	183	518
	Hispanic	29	15	44
	American Indian	1		1
	Native Hawaiian			
	Two or More	9	4	13
	Unknown	4	2	6
	Asian	3		3
TOTAL		483	266	749
Lee	Black/African American	88	28	116
	White/Non-Hispanic	40	27	67
	Hispanic	1	1	2
	American Indian			
	Native Hawaiian			
	Two or More	4	1	5
	Unknown	3		3
	Asian	1	1	2
TOTAL		137	58	195
Other	Black/African American	118	38	156
	White/Non-Hispanic	96	55	151
	Hispanic	2	4	6
	American Indian			
	Native Hawaiian			
	Two or More	6	1	7
	Unknown	3	4	7
	Asian	3		3
TOTAL		228	102	330
Sumter	Black/African American	674	275	949
	White/Non-Hispanic	488	290	778
	Hispanic	34	20	54
	American Indian	2	1	3
	Native Hawaiian	1	1	2
	Two or More	27	9	36
	Unknown	30	15	45
	Asian	8	5	13
TOTAL		1264	616	1880
Sum Total	All CCTC 2016 Fall Students	2381	1198	3579

Central Carolina Technical College
2015 Fall Headcount By Ethnicity, Gender for the Four-County Area + Other

County	Ethnicity	Female	Male	Total
Clarendon	Black/African American	129	66	195
	White/Non-Hispanic	151	97	248
	Hispanic	11	6	17
	American Indian	0	0	0
	Native Hawaiian	0	0	0
	Two or More	1	1	2
	Unknown	7	6	13
	Asian	0	1	1
TOTAL		299	177	476
Kershaw	Black/African American	129	57	186
	White/Non-Hispanic	396	219	615
	Hispanic	25	10	35
	American Indian	1	0	1
	Native Hawaiian	0	0	0
	Two or More	5	4	9
	Unknown	4	2	6
	Asian	2	0	2
TOTAL		562	292	854
Lee	Black/African American	90	29	119
	White/Non-Hispanic	29	20	49
	Hispanic	0	2	2
	American Indian	0	0	0
	Native Hawaiian	0	0	0
	Two or More	3	0	3
	Unknown	3	1	4
	Asian	0	0	0
TOTAL		125	52	177
Other	Black/African American	125	32	157
	White/Non-Hispanic	92	60	152
	Hispanic	4	2	6
	American Indian	0	0	0
	Native Hawaiian	0	0	0
	Two or More	2	0	2
	Unknown	1	6	7
	Asian	1	1	2
TOTAL		225	101	326
Sumter	Black/African American	628	268	896
	White/Non-Hispanic	535	235	770
	Hispanic	36	14	50
	American Indian	2	3	5
	Native Hawaiian	3	1	4
	Two or More	20	7	27
	Unknown	37	18	55
	Asian	13	9	22
TOTAL		1274	555	1829
Sum Total	All CCTC 2015 Fall Students	2485	1177	3662

Source: Doc/Factbook 2016/Documentation/EDSS119*.excel

Central Carolina Technical College
2014 Fall Headcount By Ethnicity, Gender for the Four-County Area + Other

County	Ethnicity	Female	Male	Total
Clarendon	Black/African American	147	63	210
	White/Non-Hispanic	143	94	237
	Hispanic	8	4	12
	American Indian	0	0	0
	Native Hawaiian	0	0	0
	Two or More	0	0	0
	Unknown	9	7	16
	Asian	3	0	3
TOTAL		310	168	478
Kershaw	Black/African American	152	59	211
	White/Non-Hispanic	374	220	594
	Hispanic	22	4	26
	American Indian	0	0	0
	Native Hawaiian	0	0	0
	Two or More	4	2	6
	Unknown	3	3	6
	Asian	1	0	1
TOTAL		556	288	844
Lee	Black/African American	310	29	339
	White/Non-Hispanic	30	19	49
	Hispanic	1	2	3
	American Indian	1	0	1
	Native Hawaiian	0	0	0
	Two or More	1	0	1
	Unknown	6	1	7
	Asian	0	0	0
TOTAL		349	51	400
Other	Black/African American	124	28	152
	White/Non-Hispanic	77	64	141
	Hispanic	5	3	8
	American Indian	0	0	0
	Native Hawaiian	0	0	0
	Two or More	2	1	3
	Unknown	1	2	3
	Asian	2	2	4
TOTAL		211	100	311
Sumter	Black/African American	743	309	1052
	White/Non-Hispanic	599	313	912
	Hispanic	43	22	65
	American Indian	4	1	5
	Native Hawaiian	1	1	2
	Two or More	19	6	25
	Unknown	54	29	83
	Asian	12	8	20
TOTAL		1475	689	2164
Sum Total	All CCTC 2013 Fall Students	2667	1296	3963

Source: Doc/Factbook 2015/Documentation/EDSS119*.excel

Central Carolina Technical College

DUAL-ENROLLED HIGH SCHOOL STUDENTS OPENING FALL 2016

HEADCOUNT	392
STATUS	
Full-time	75
Part-time	317
GENDER	
Female	365
Male	27
RACE	
Black	123
White	244
Asian	7
Hispanic	12
2 or More Races	3
Am. Indian or Native Alaskan	0
Unknown	3
Percentage of CCTC's Total Enrollment	11%

Central Carolina Technical College

DUAL-ENROLLED HIGH SCHOOL STUDENTS OPENING FALL 2015

HEADCOUNT	481
STATUS	
Full-time	62
Part-time	419
GENDER	
Female	324
Male	157
RACE	
Black	131
White	330
Asian	1
Hispanic	15
2 or More Races	1
Am. Indian or Native Alaskan	2
Unknown	1
Percentage of CCTC's Total Enrollment	13%

Central Carolina Technical College

DUAL-ENROLLED HIGH SCHOOL STUDENTS OPENING FALL 2014

HEADCOUNT	444
STATUS	
Full-time	8
Part-time	436
GENDER	
Female	293
Male	151
RACE	
Black	95
White	327
Asian	2
Hispanic	13
2 or More Races	2
Am. Indian or Native Alaskan	1
Unknown	4
Percentage of CCTC's Total Enrollment	11%

**Central Carolina Technical College Foundation
 Foundation Scholarship Program
 Scholarships Awarded for 2016-2017 Academic Year**

Summary Sheet

Scholarship	Number Awarded	Total Amount Awarded
Foundation Scholars Program funds for 2016-2017 Academic Year Airmen Leadership School	199 4	\$121,405.50 \$ 200
Rosefield Endowment funds for the 2016-2017 Academic Year	6	\$ 4,500
Miley Endowment funds for the 2016-2017 Academic Year	2	\$ 1,000
Educational Fee Waivers		\$0
Direct Award Scholarships	1	\$ 1,000

Total Number of Scholarships Awarded – 212

TOTAL AMOUNT AWARDED IN SCHOLARSHIPS – \$ 128,105.50

SECTION THREE:

**ACADEMIC PROGRAM
PROFILE INFORMATION**

Central Carolina Technical College 2016 Fall Open Enrollment

Associate Degrees	No. of Students	Contact Hours	Credit Hours	CR/15 F.T.E.	Am. Indian HI or Pac												Retention Fall to Fall		Graduates			
					Female	Male	Total	Black	White	Hispanic	AK Native	Islander	Asian	Ethnicity		Enrolled 2015	Enrolled 2016	Retention Rate	7/1/2015-6/30/2016	Placement Rate		
														Unknown	More							
035002 Accounting	73	9,288	652	43.47	54	19	73	45	21	3			1	2	73	25	36%	11	100%			
035007 Admin Office Tech	38	4,720	334	22.27	36	2	38	27	8	1		1	1	38	14	34%	11	100%				
035030 Management	161	19,656	1,440	96.00	98	63	161	92	62	3		2	2	161	69	39%	27	89%				
035104 Computer Tech	130	16,664	1,274	84.93	29	101	130	71	51	4		2	1	130	43	27%	26	67%				
035208 Nursing (Adn)	162	54,048	1,372	91.47	142	20	162	40	111	4		3	2	162	69	30%	75	99%				
035303 Eng. Graphics Tech	59	14,872	598	39.87	13	46	59	29	24	1		1	3	59	28	51%	11	82%				
035318 General Tech	63	24,520	696	46.40	5	58	63	15	41	1		4	1	63	28	35%	26	88%				
035408 Environ Eng. Tech	31	4,848	307	20.47	8	23	31	10	19			1	1	31	4	15%	5	75%				
035426 NRM	27	6,120	292	19.47	9	18	27		27					27	9	25%	12	91%				
035501 Human Services	128	24,012	1,113	74.20	118	10	128	78	41			5	4	128	62	43%	26	96%				
035505 CRJ	96	11,412	882	58.80	53	43	96	59	31	3		1	1	96	47	36%	22	77%				
035508 ECD	122	16,648	1,116	74.40	119	3	122	77	37	1		4	3	122	52	37%	25	100%				
035520 Paralegal	41	6,440	434	28.93	36	5	41	20	17	2		2	2	41	10	29%	3	100%				
045600 AA	1,158	165,496	10,980	732.00	939	219	1,158	562	490	47	4	1	5	1,158	376	30%	35	94%				
055600 AS	207	34,064	2,036	135.73	118	89	207	60	121	12		2	5	207	56	28%	11	100%				
Associate Totals	2,496	412,788	23,526	1,568.40	1,777	719	2,496	1,185	1,101	82	4	2	15	52	55	249%	2721	870	32%	326	91%	
Am. Indian																						
Diplomas	No. of Students	Contact Hours	Credit Hours	CR/15 F.T.E.	Female	Male	Total	Black	White	Hispanic	AK Native	Islander	Asian	Ethnicity		Enrolled 2015	Enrolled 2016	Retention Rate	7/1/2015-6/30/2016	Placement Rate		
														Unknown	More							
					015041 Admin Support	5	768	46	3.07	5	0	5		3					1	1	5	6
015211 Surgical Tech	19	10,336	266	17.73	17	2	19	8	11							19	22	0	0%	12	92%	
015214 Medical Assisting	25	13,600	350	23.33	24	1	25	11	10	3				1	25	22	1	5%	18	89%		
015508 ECD	5	408	27	1.80	4	1	5	5							5	3	1	33%	16	100%		
Diploma Totals	54	25,112	689	45.93	50	4	54	24	24	3	0	0	0	2	1	54	53	3	6%	51	95%	
Am. Indian HI or Pac																						
Certificates	No. of Students	Contact Hours	Credit Hours	CR/15 F.T.E.	Female	Male	Total	Black	White	Hispanic	AK Native	Islander	Asian	Ethnicity		Enrolled 2015	Enrolled 2016	Retention Rate	7/1/2015-6/30/2016	Placement Rate		
														Unknown	More							
					060649 Internetworking	2	232	21	1.40	1	1	2	2								2	
060862 Infant & Toddler	2	144	9	0.60	2	0	2	1	1							2	2	0	0%	3	100%	
060886 College Studies																					3	100%
060944 Water Operator	3	240	15	1.00	0	3	3	3							3	5	0	0%	5	100%		
060945 Wastewater Opr	5	480	30	2.00	0	5	5	2	3						5	10	0	0%	2	100%		
061023 Env Health Safety	1	96	6	0.40	0	1	1	0	1						1	3	0	0%	3	100%		
061037 Gerontology	1	128	8	0.53	1	0	1	1							1	1	0	0%	3	100%		
061043 Adv. CNC Program																				10	100%	
070096 Ind Maintenance																					1	100%
070191 ECD	9	864	48	3.20	7	2	9	8		1					9	4	2	50%	13	100%		
070261 Info Processing	3	168	15	1.00	3	0	3	3							3	2	0	0%	6	100%		
070630 Health Science Prep																				5	100%	

Certificates	No. Of Students	Contact Hours	Credit Hours	CR/15 F.T.E.	Am. Indian HI or Pac												Enrolled 2015	Enrolled 2016	Retention Rate	7/1/2015-6/30/2016	Placement Rate										
					Female		Male		Total		Black		White		Hispanic							AK Native		Islander		Asian		Ethnicity Unknown		2 or More	
070808 Basic HVAC	28	9,332	279	18.60	1	27	28	16	10	1	1	1	1	1	1	1	1	1	1	1	1	1	1	1	19	4	21%	9	100%		
070810 Welding	68	28,104	823	54.87	6	62	68	28	37	2	2	2	2	2	2	2	2	2	2	2	2	2	2	2	57	3	5%	20	90%		
070816 Cmp Specialist	4	336	24	1.60	0	4	4	2	2	2	2	2	2	2	2	2	2	2	2	2	2	2	2	2	1	1	10%	23	64%		
070847 Account Specialist	6	576	42	2.80	5	1	6	5	1	1	1	1	1	1	1	1	1	1	1	1	1	1	1	1	8	2	25%	10	100%		
070970 Advanced HVAC	3	896	21	1.40	0	3	3	2	2	2	2	2	2	2	2	2	2	2	2	2	2	2	2	2	9	0	0%	1	100%		
Interdisciplinary Studies																															
071088 Med Record Coding	29	5,088	313	20.87	28	1	29	12	15	1	1	1	1	1	1	1	1	1	1	1	1	1	1	1	24	0	0%	18	100%		
071158 Automotive Tech	32	6,992	313	20.87	3	29	32	14	14	3	3	3	3	3	3	3	3	3	3	3	3	3	3	3	1	1	100%	6	83%		
071159 Auto Diagnostic	1	24	3	0.20	0	1	1	1	1	1	1	1	1	1	1	1	1	1	1	1	1	1	1	1	38	0	0%	1	100%		
071165 Basic Mechatronic	39	10,328	426	28.40	3	36	39	19	19	1	1	1	1	1	1	1	1	1	1	1	1	1	1	1	39	2	5%	16	100%		
071166 Adv. Mechatronics	1	528	13	0.87	0	1	1	1	1	1	1	1	1	1	1	1	1	1	1	1	1	1	1	1	1	0	0%	7	100%		
071168 Adv. Pipe Welding	21	9,072	252	16.80	1	20	21	6	13	2	2	2	2	2	2	2	2	2	2	2	2	2	2	2	12	0	0%	14	93%		
071180 Human Services	6	1,120	53	3.53	6	0	6	5	1	1	1	1	1	1	1	1	1	1	1	1	1	1	1	1	8	3	38%	9	88%		
071181 Massage Therapy	22	11,440	273	18.20	18	4	22	13	8	1	1	1	1	1	1	1	1	1	1	1	1	1	1	1	22	3	14%	12	92%		
071237 Basic Mach CNC Fund	9	4,152	110	7.33	0	9	9	5	3	3	3	3	3	3	3	3	3	3	3	3	3	3	3	3	12	0	0%	9	100%		
071238 Pharmacy Technician	11	3,704	133	8.87	10	1	11	3	6	1	1	1	1	1	1	1	1	1	1	1	1	1	1	1	11	1	8%	18	100%		
071290 Cardiac Care																															
071291 Cert Nursing Assist	26	5,312	223	14.87	25	1	26	14	10	1	1	1	1	1	1	1	1	1	1	1	1	1	1	1	26	3	8%	12	100%		
071292 Phlebotomy	13	5,824	104	6.93	13	0	13	4	9	1	1	1	1	1	1	1	1	1	1	1	1	1	1	1	13			12	100%		
071327 Medical Office Administrative Assistant	20	2,248	163	10.87	19	1	20	10	8	1	1	1	1	1	1	1	1	1	1	1	1	1	1	1							
071328 Cybersecurity	5	336	33	2.20	1	4	5	3	1	1	1	1	1	1	1	1	1	1	1	1	1	1	1	1	5						
Certificate Totals	370	107,764	3,753	250.20	153	217	370	178	167	12	0	0	0	0	1	8	4	370	2362	2041					2362	2041	86%	271	93%		

Major	No. Of Students	Contact Hours	Credit Hours	CR/15 F.T.E.	Am. Indian HI or Pac												Enrolled 2015	Enrolled 2016	Retention Rate	7/1/2015-6/30/2016	Placement Rate										
					Female		Male		Total		Black		White		Hispanic							AK Native		Islander		Asian		Ethnicity Unknown		2 or More	
006100 CAREER DEVELOPMENT	659	73,072	4,485	299.00	402	257	659	189	432	22	22	22	22	22	22	22	22	22	22	22	22	22	22	22	541	106	20%				
003995 Central Carolina Technical College Total:	3,579	618,736	32,453	2,163.53	2382	1197	3579	1576	1724	119	4	2	23	68	63	3579	5677	3020							5677	3020	53%	648	92%		

EDSS ST 115 Fall to Fall Retention
EDSS ST 105 2016 Fall Open Enrollment
EDSS ST 101Q 2016 Fall Open Enrollment
2017 Program Evaluation In-House Status Report

Female Enrollment by Age

Male Enrollment by Age

Associate Degrees	No. Of Students	Female Enrollment by Age										Male Enrollment by Age										
		17 & Under	18-19	20-21	22-24	25-29	30-34	35-39	40-49	50-64	65+	17 & Under	18-19	20-21	22-24	25-29	30-34	35-39	40-49	50-64	65+	
035002 Accounting	73	54	6	11	4	17	5	4	4	3	19	5	4	5	2	1	2					
035007 Admin Office Tech	38	36	3	1	5	3	5	4	8	7	2	1		1								
035030 Management	161	98	23	9	12	13	8	8	15	9	63	17	13	10	9	5	4	5				
035104 Computer Tech	130	29	5	4	8	7	4	1			101	2	29	19	15	9	5	6	1			
035208 Nursing (Adn)	162	142	6	20	26	41	19	17	10	3	20	1	3	3	3	2	1	4	3			
035303 Eng. Graphics Tech	59	13	6	4		1	1	1	1		46	13	9	7	5	4	3	3	2			
035318 General Tech	63	5	1			1	2	1			58	11	8	7	12	6	3	7	3	1		
035408 Environ Eng. Tech	31	8		2		1	2	1	1	1	23	6	1	3	3	2	2	6				
035426 NRM	27	9	2	2		2					18	10	2	1	2	1	1					
035501 Human Services	128	118	9	13	12	12	13	12	24	22	10	1	3	1	1	1	1	2	1			
035505 CRJ	96	53	8	9	7	8	10	2	5	2	43	16	9	7	4	2	3	2				
035508 ECD	122	119	1	29	22	12	17	6	13	10	3	1	2									
035520 Paralegal	41	36	8	3	7	5	4	2	3	4	5	1				2		1	1			
045600 AA	1,158	939	5	301	148	138	125	69	71	59	219	1	88	47	30	18	8	10	10	6		
055600 AS	207	118	5	37	20	24	15	8	3	5	89	1	39	22	9	6	7	2	2	1		
Associate Degree Total:	2,496	1,777	12	444	268	255	268	156	135	148	719	4	239	142	97	81	50	37	48	19		
Diplomas	No. Of Students	Female Enrolled	17 & Under	18-19	20-21	22-24	25-29	30-34	35-39	40-49	50-64	65+	17 & Under	18-19	20-21	22-24	25-29	30-34	35-39	40-49	50-64	65+
015041 Admin Support	5	5				2	2	1														
015211 Surgical Tech	19	17		3	7	5		1	1	1									2			
015214 Medical Assisting	25	24	1	2	5	10	3	2	2	1			1									
015508 ECD	5	4	1	1	1			1											1			
Diploma Degree Total:	54	50	2	6	15	17	5	3	2	2	4	0	1	0	0	0	0	0	3	0	0	0
Certificates	No. Of Students	Female Enrolled	17 & Under	18-19	20-21	22-24	25-29	30-34	35-39	40-49	50-64	65+	17 & Under	18-19	20-21	22-24	25-29	30-34	35-39	40-49	50-64	65+
060649 Internetworking	2	2																				
060862 Infant & Toddler	2	2			1						1											
060886 College Studies																						
060944 Water Operator	3																					
060945 Wastewater Opr	5																2	2				
061023 Env Health Safety	1																					
061037 Gerontology	1	1									1											
061043 Adv. CNC Program																						
070096 Ind Maintenance																						
070191 ECD	9	7			2	4		1			2							1				1
070261 Info Processing	3	3							2	1												
070630 Health Science Prep																						
070808 Basic HVAC	28	1				1																
070810 Welding	68	6		3		2		1														
070816 Cmpt Specialist	4	4																				
070847 Account Specialist	6	5		1				1	1	1												
070970 Advanced HVAC	3															2						
071073 Interdisciplinary Stds																						
071088 Med Record Coding	29	28			5	4	5	5	3	2	3	1										
071158 Automotive Tech	32	3			2	1																
071159 Auto Diagnostic	1																					
071165 Basic Mechatronic	39	3		1			2															

Certificates	No. Of		17 & Under	18-19	20-21	22-24	25-29	30-34	35-39	40-49	50-64	65+	Male Enrolled	17 & Under	18-19	20-21	22-24	25-29	30-34	35-39	40-49	50-64	65+		
	Students	Enrolled																							
071166 Adv. Mechatronics	1												1												
071168 Adv. Pipe Welding	21	1		1									20		6	7	1	1	4						
071180 Human Services	6	6		1	1		1	1	1	1															
071181 Massage Therapy	22	18		2	2	5	3	2	3	1			4					2	1	1	2				
071237 Basic Mach CNC Fund	9												9		2	1		4			2				
071238 Pharmacy Technician	11	10		1	4		3		2				1												
071290 Cardiac Care																									
071291 Cert Nursing Assist	26	25		3	3	11	2	3	1	2			1				1								
071292 Phlebotomy	13	13			4	2	2	1	2	2															
071327 Medical Office	20	19		2	4	1	1	2	4	3	2		1												
071328 Cybersecurity	5	1								1			4			2									
Certificate Program Total:	370	152		15	24	29	21	19	16	15	11	2	218	3	67	36	21	29	21	17	14	8	2		
Major																									
006100 CAREER DEV	659	402		18-19	20-21	22-24	25-29	30-34	35-39	40-49	50-64	65+	Male Enrolled	17 & Under	18-19	20-21	22-24	25-29	30-34	35-39	40-49	50-64	65+		
003995 Central Carolina Technical College Total:	3,579	2,381		45	1	5	7	6	4	4	6	4	257	214	31	1	2	2	1	3	2	2	1		

EDSS ST 115 Fall to Fall Retention
EDSS ST 105 2016 Fall Open Enrollment
EDSS ST 101Q 2016 Fall Open Enrollment
2017 Program Evaluation In-House Status Report

Female Enrollment by Age

Male Enrollment by Age

Associate Degrees	No. Of Students	Female Enrolled	Female Enrollment by Age										Male Enrollment by Age														
			Hispanic/Latino	Am. Indian/Alaska Native	Asian	Black or Afr. Am.	Hawaiian/Pacific Islander	White	Alien	Unkn	2 or More Races	Male Enrolled	Hispanic/Latino	Am. Indian/Alaska Native	Asian	Black or Afr. Am.	Hawaiian/Pacific Islander	White	Alien	Unkn	2 or More Races						
035002 Accounting	73	54	1	1	1	31	19	1	1	1	19	2								14			2			1	
035007 Admin Office Tech	38	36	1			26	8				2									1							
035030 Management	161	98	2			64	28				63	1								28			34				
035104 Computer Tech	130	29			1	21	7				101	4								50			44			2	
035208 Nursing (Adn)	162	142	4		2	34	98				20									6			13				
035303 Eng. Graphics Tech	59	13				4	7				46	1								25			17			1	
035318 General Tech	63	5				1	4				58	1								14			37			4	
035408 Environ Eng. Tech	31	8				1	7				23									9			12			1	
035426 NRM	27	9					9				18												18				
035501 Human Services	128	118				71	38				10									7			3				
035505 CRJ	96	53	1		1	38	11				43	2								21			20				
035508 ECD	122	119	1			75	36				3									2			1				
035520 Paralegal	41	36	2			17	16				5									3			1				
045600 AA	1,158	939	38	3	5	466	392				219	9								96			98			7	
055600 AS	207	118	5			38	67				89	7								22			54			1	
Associate Degree Total:	2,496	1,777	55	3	10	887	747				719	27								298			354			17	
Diplomas	No. Of Students	Female Enrolled	Hispanic/Latino	Am. Indian/Alaska Native	Asian	Black or Afr. Am.	Hawaiian/Pacific Islander	White	Alien	Unkn	2 or More Races	Male Enrolled	Hispanic/Latino	Am. Indian/Alaska Native	Asian	Black or Afr. Am.	Hawaiian/Pacific Islander	White	Alien	Unkn	2 or More Races						
015041 Admin Support	5	5						3		1	1																
015211 Surgical Tech	19	17				6	11					2								2							
015214 Medical Assisting	25	24	3			10	10			1		1								1							
015508 ECD	5	4				4						1								1							
Diploma Degree Total:	54	50	3	3	20	24	2	24	2	1	1	4	0	0	0	4	0	0	0	0	0	0	0	0	0	0	
Certificates	No. Of Students	Female Enrolled	Hispanic/Latino	Am. Indian/Alaska Native	Asian	Black or Afr. Am.	Hawaiian/Pacific Islander	White	Alien	Unkn	2 or More Races	Male Enrolled	Hispanic/Latino	Am. Indian/Alaska Native	Asian	Black or Afr. Am.	Hawaiian/Pacific Islander	White	Alien	Unkn	2 or More Races						
060649 Internetworking	2	2				1						2								2							
060862 Infant & Toddler	2	2					1																				
060886 College Studies																											
060944 Water Operator	3											3															
060945 Wastewater Opr	5											5															
061023 Env Health Safety	1											1															
061037 Gerontology	1	1					1																				
061043 Adv. CNC Program																											
070096 Ind Maintenance																											
070191 ECD	9	7	1			6						2								2							
070261 Info Processing	3	3				3																					

Certificates	No. Of Students	Female Enrolled	Hispanic/Latino	Am. Indian/Alaska Native	Asian	Black or Afr. Am.	Hawaiian/Pacific Islander	White	Alien	Unkn	2 or More Races	Male Enrolled	Hispanic/Latino	Am. Indian/Alaska Native	Asian	Black or Afr. Am.	Hawaiian/Pacific Islander	White	Alien	Unkn	2 or More Races	
070630 Health Science Prep																						
070808 Basic HVAC	28	1				1						27	1			15		10			1	
070810 Welding	68	6				3		3				62	2			25		34			1	
070816 Cmpst Specialist	4											4				2		2				
070847 Account Specialist	6	5				4		1				1				1						
070970 Advanced HVAC	3											3				2					1	
071073 Interdisciplinary Stds																						
071088 Med Record Coding	29	28				12		14		1		1						1				
071158 Automotive Tech	32	3	1			1		1				29	2		1	13		13				
071159 Auto Diagnostic	1											1				1						
071165 Basic Mechatronic	39	3				1		1		1		36				18		18				
071168 Adv. Pipe Welding	21	1						1				20	2			6		12				
071180 Human Services	6	6				5		1														
071181 Massage Therapy	22	18				12		5		1		4				1		3				
071237 Basic Mach CNC Fund	9											9				5		3			1	
071238 Pharmacy Technician	11	10				3		6				1										
071290 Cardiac Care																						
071291 Cert Nursing Assist	26	25				13		10		1		1				1						
071292 Phlebotomy	13	13				4		9														
071327 Medical Office	20	19	1			10		7				1										
071328 Cybersecurity	5	1				1						4	1			2						
Certificate Program Total:	370	152	3			80		61		4	4	217	9	0	1	98	0	105	0	4	0	
Major	No. Of Students	Female Enrolled	Hispanic/Latino	Am. Indian/Alaska Native	Asian	Black or Afr. Am.	Hawaiian/Pacific Islander	White	Alien	Unkn	2 or More Races	Male Enrolled	Hispanic/Latino	Am. Indian/Alaska Native	Asian	Black or Afr. Am.	Hawaiian/Pacific Islander	White	Alien	Unkn	2 or More Races	
006100 CAREER DEV	659	402	13			6		249		5	3	257	9		1	63		183		1		
003995 Central Carolina Technical College Total:	3,579	2,381	74	3	16	1,113	1	1,081		46	47	1,197	45	1	7	463	1	642		22	16	

EDSS ST 115 Fall to Fall Retention
EDSS ST 105 2016 Fall Open Enrollment
EDSS ST 101Q 2016 Fall Open Enrollment
2017 Program Evaluation In-House Status Report

Associate Degree		No. Of Students	Contact Hours	Credit Hours	CR/15 F.T.E.	Female	Male	Total	Black	White	Hispanic	Am Indian AK Native	HI or Pac Islander	Asian	Ethnicity Unknown	2 or More	Total	Enrolled 2014	Enrolled 2015	Retention Rate	Graduates 7/1/14-6/30/15	Placement Rate	
Major		70	9,660	702	46.80	52	18	70	37	28	4	4	1				70	72	20	28%	12	82	
035002 Accounting																		41	64	18	28%	8	88
035007 AoT		41	4,632	315	21.00	41	0	41	32	9													
035030 Management		177	23,068	1,607	107.13	105	72	177	102	59	3				10	3	177	198	68	34%	23	77	
035104 Computer Tech		143	20,800	1,422	94.80	20	123	143	73	64	2				2	1	143	172	54	31%	20	78	
035208 Nursing (Adn)		169	54,496	1,407	93.80	158	11	169	36	122	4				2	4	169	171	51	30%	69	97	
035303 Eng Graphics Tech		55	12,584	556	37.07	10	45	55	23	30						2	55	57	21	37%	20	79	
035318 General Tech		80	27,136	898	59.87	4	76	80	23	45	3				2	7	80	70	23	33%	30	93	
035408 Envir Eng Tech		26	4,104	225	15.00	9	17	26	6	18					1	1	26	44	11	25%	12	100	
035426 Nat Res Mgmt		36	9,648	406	27.07	10	26	36	2	32	1				1	1	36	42	18	43%	8	75	
035501 Human Services		144	25,688	1,212	80.80	126	18	144	96	38	1				7	2	144	144	74	51%	23	73	
035505 CRJ		130	16,864	1,258	83.87	76	54	130	71	48	4			1	2	3	130	128	50	39%	15	93	
035508 Early Care & Education		142	19,456	1,274	84.93	137	5	142	92	45					3	2	142	148	53	36%	28	93	
035520 Paralegal		34	4,236	300	20.00	30	4	34	15	17	2						34	42	14	33%	12	82	
045600 Associate In Arts		1,272	181,916	11,576	771.73	1029	243	1272	565	597	47		1	2	7	30	1272	1348	397	29%	46	89	
055600 Associate In Science		202	34,708	2,036	135.73	128	74	202	52	129	9		1	4	2	5	202	213	53	25%	25	84	
Associate Degree Total:		2,721	448,996	25,194	1,679.60	1935	786	2721	1225	1281	80	2	4	19	69	41	2721	2913	925	32%	351	88	
One Year Diploma		No. Of Students	Contact Hours	Credit Hours	CR/15 F.T.E.	Female	Male	Total	Black	White	Hispanic	Am Indian AK Native	HI or Pac Islander	Asian	Ethnicity Unknown	2 or More	Total	Enrolled 2014	Enrolled 2015	Retention Rate	Graduates 7/1/14-6/30/15	Placement Rate	
Major		6	672	45	3.00	6	0	6	5	1							6	13	1	8%	9	89	
015041 Administrative Support																		0	22	0	0%	12	91
015209 Nursing PN		22	12,320	330	22.00	19	3	22	3	17					2	2	22	22	0	0%	11	100	
015211 Surgical Technology		22	11,472	300	20.00	21	1	22	10	10	1				1	1	22	23	0	0%	18	100	
015214 Medical Assisting		3	216	27	1.80	3	0	3	2	1							3	3	1	33%	11	100	
015508 Early Childhood Develop		53	24,680	702	46.80	49	4	53	20	29	1	0	0	3	0	3	53	83	2	2%	61	97	
One Year Diploma Total:		53	24,680	702	46.80	49	4	53	20	29	1	0	0	3	0	3	53	83	2	2%	61	97	
Certificate Program		No. Of Students	Contact Hours	Credit Hours	CR/15 F.T.E.	Female	Male	Total	Black	White	Hispanic	Am Indian AK Native	HI or Pac Islander	Asian	Ethnicity Unknown	2 or More	Total	Enrolled 2014	Enrolled 2015	Retention Rate	Graduates 7/1/14-6/30/15	Placement Rate	
Major		2	344	24	2.00	2	0	2	2	2							2	5	0	0%	2	50	
60649 Internetworking																							
60862 Infant & Toddler Care																							
60886 College Studies		5	480	30	2.00	0	5	2	2	2					1	1	5	7	0	0%	3	100	
60944 Water Operator		10	840	54	3.60	0	10	1	7	7					2	2	10	4	0	0%	2	100	
60945 Wastewater Operator		3	240	15	1.00	2	1	3	3	3							3	3	0	0%	4	100	
061023 Envir Health & Safety		1	128	8	0.53	1	0	1	1	1							1	1	1	100%	4	100	
061037 Gerontology																							
61043 Adv CNC Programming		4	296	21	1.40	4	0	4	3	3	1						4	12	2	17%	13	100	
070191 Early Childhood Dev		2	72	9	0.60	2	0	2	1	1							2	5	0	0%	7	86	
070261 Information Processing																							
70630 Health Science Prep		19	4,608	170	11.33	1	18	19	11	6					2	2	19	44	1	2%	20	80	
070808 Basic HVAC		57	20,816	686	45.73	9	48	57	26	29	2						57	63	1	2%	33	100	
070810 Welding		10	1,104	87	5.80	3	7	10	4	5	1						10	16	2	13%	10	70	
070816 Computer Specialist		8	840	63	4.20	6	2	8	3	4				1			8	8	0	0%	13	100	

Retention Fall to Fall

Certificate Program		No. Of Students	Contact Hours	Credit Hours	CR/15 F.T.E.	Female	Male	Total	Black	White	Hispanic	Am Indian AK Native	HI or Pac Islander	Asian	Ethnicity Unknown	2 or More	Total	Enrolled 2014	Enrolled 2015	Retention Rate	Graduates 7/1/14-6/30/15	Placement Rate	
Major																							
070970 Adv Air Conditioning & Heat		9	2,432	67	4.47	0	9	9	6	3								9	38	2	5%	15	100
071088 Medical Record Coding		24	3,744	234	15.60	22	2	24	7	15	1							0	38	2	5%	2	50
71133 End User Support								0										1	29	0	0%	4	100
071158 Automotive Tech		1	48	6	0.40	0	1	1	1									1	29	0	0%	4	100
071159 Automotive Diagnostic		38	5,527	397	26.47	6	32	38	20	14	2							38	13	0	0%	10	100
071165 Basic Mechatronics		38	6,396	369	24.60	6	32	38	16	21	1							38	27	2	7%	12	92
071166 Adv Mechatronics		1	528	13	0.87	0	1	1	1									1	1	0	0%	4	100
071168 Adv Pipe Welding		12	5,184	144	9.60	0	12	12	3	8								12	19	0	0%	11	100
071180 Human Services		8	888	69	4.60	6	2	8	7	1								8	14	4	29%	3	100
071181 Massage Therapy		21	10,400	230	15.33	17	4	21	12	7								21	20	2	10%	9	100
071237 Basic Mach & CNC Fund		12	5,112	133	8.87	1	11	12	1	10								12	22	1	5%	6	100
071238 Pharmacy Technician		13	4,048	143	9.53	10	3	13	5	8								13	16	0	0%	12	83
071290 Cardiac Care Monitoring Tech		13	3,744	91	6.07	13	0	13	5	7								13	13				
071291 Certified Nursing Assistant		36	7,808	379	25.27	36	0	36	24	8	2							33	33	1	3%	16	88
Certificate Program Total:		347	85,627	3,442	229.47	147	200	347	160	161	10	2	0	3	10	1	347	404	19	5%	241	92	
Career Development		No. Of Students	Contact Hours	Credit Hours	CR/15 F.T.E.	Female	Male	Total	Black	White	Hispanic	Am Indian AK Native	HI or Pac Islander	Asian	Ethnicity Unknown	2 or More	Total	Enrolled 2014	Enrolled 2015	Retention Rate	Graduates 7/1/14-6/30/15	Placement Rate	
006100 CAREER DEV		541	57,952	3,673	244.87	354	187	541	148	363	19	2		5	3	1	541	563	64	11%			
Career Development Total:		541	57,952	3,673	244.87	354	187	541	148	363	19	2	2	5	3	1	541						
003995 Central Carolina Technical College Total:		3662	617255	33011	2200.73	2485	1177	3662	1553	1834	110	6	4	27	85	43	3662	3963	1010	25%	653	90	

Female Enrollment By Age

Male Enrollment by Age

Associate Degree	Major	No. Of Students	Female Enrolled	17 & Under	18-19	20-21	22-24	25-29	30-34	35-39	40-49	50-64	65+	Unk	Male Enrolled	17 & Under	18-19	20-21	22-24	25-29	30-34	35-39	40-49	50-64	65+
	035002 Accounting	70	52	9	11	5	12	2	4	3	5	4			18	5	5	2	4	1					
	035007 AoT	41	41	2	4	3	6	4	3	9	7	3			0										
	035030 Management	177	105	12	15	11	14	12	9	17	14	1		72	17	14	10	9	6	5	6	4			
	035104 Computer Tech	143	20	2	4	2	4	5	2	1				123	35	28	17	19	12	4	4	4			
	035208 Nursing (Adn)	169	158	4	23	30	43	28	15	11	4			11	2	1	1	2	1	3	1				
	035303 Eng Graphics Tech	55	10	1	3	1	3	1						45	16	10	4	5	4	3	2	1			
	035318 General Tech	80	4	1	1	1	1	1						76	10	14	10	8	14	7	7	5	1		
	035408 Envir Eng Tech	26	9	1	1	1	3	1	2	1				17	2	1	4	1	1	2	6	1			
	035426 Nat Res Mgmt	36	10	2	1	3	1	2						26	11	3	6	2	1	1	2	1			
	035501 Human Services	144	126	10	14	15	17	15	16	19	19	1		18	1	5	3	1	1	1	5	2	2		
	035505 CRJ	130	76	16	17	8	12	10	4	4	1			54	17	10	11	4	5	3	2	2			
	035508 Early Care & Education	142	137	1	22	30	17	18	11	8	15	15		5	1	1	1	2	2	1					
	035520 Paralegal	34	30	4	2	6	8	4	4	1	1			4		1	1								
	045600 Associate In Arts	1,272	1,029	7	268	164	140	151	94	82	82	40	1	243	1	79	45	42	28	15	8	10	14	1	
	055600 Associate In Science	202	128	2	40	24	20	21	7	5	7	2		74	1	30	17	6	8	6	4	2			
	Associate Degree Total:	2,721	1,935	10	392	314	262	312	198	153	174	112	8	0	786	3	224	154	114	94	69	39	50	37	2
	One Year Diploma																								
	Major	No. Of Students	Female Enrolled	17 & Under	18-19	20-21	22-24	25-29	30-34	35-39	40-49	50-64	65+	Unk	Male Enrolled	17 & Under	18-19	20-21	22-24	25-29	30-34	35-39	40-49	50-64	65+
	015041 Administrative Support	6	6	1	1	2	2					1		0											
	015209 Nursing PN																								
	015211 Surgical Technology	22	19		2	7	4	2	1	3				3			1	1						1	
	015214 Medical Assisting	22	21	1	1	10	3	1	3	1	1			1									1		
	015508 Early Childhood Develop	3	3	1	1						1			0											
	One Year Diploma Total:	53	49	3	4	19	9	3	4	5	2	0	0	4	1	1	1	1	1	1	1	1	1	1	
	Certificate Program																								
	Major	No. Of Students	Female Enrolled	17 & Under	18-19	20-21	22-24	25-29	30-34	35-39	40-49	50-64	65+	Unk	Male Enrolled	17 & Under	18-19	20-21	22-24	25-29	30-34	35-39	40-49	50-64	65+
	60649 Internetworking																								
	60862 Infant & Toddler Care	2	2	2										0											
	60886 College Studies																								
	60944 Water Operator	5	0											5		1		1					2		
	060945 Wastewater Operator	10												10		1		5	2	2					
	061023 Envir Health & Safety	3	2						1		1			1										1	
	061037 Gerontology	1	1									1		0											
	61043 Adv CNC Programming																								
	070191 Early Childhood Dev	4	4		1	2			1					0											
	070261 Information Processing	2	2				1		1					0											
	70630 Health Science Prep																								
	070808 Basic HVAC	19	1			1								18	4	2	2	3				2	1	4	
	070810 Welding	57	9	4	3	1								48	1.00	24	8	2	6	4	2	1			
	070816 Computer Specialist	10	3			1	2							7	3	2	1	1							
	070847 Accounting Specialist	8	6			1	1	1	1	1	2	1		2			1	1							

Female Enrollment By Age

Male Enrollment by Age

Certificate Program Major	No. Of Students	Female Enrollment By Age										Male Enrollment by Age													
		Female Enrolled	17 & Under	18-19	20-21	22-24	25-29	30-34	35-39	40-49	50-64	65+	Unkn	Male Enrolled	17 & Under	18-19	20-21	22-24	25-29	30-34	35-39	40-49	50-64	65+	
070970 Adv Air Conditioning & Heat	9	0																							
071088 Medical Record Coding	24	22			2.00	3	5																		
71133 End User Support																									
071158 Automotive Tech	1	0																							
071159 Automotive Diagnostic	38	6	4			1	1																		
071165 Basic Mechatronics	38	6	2	1.00			1	1																	
071166 Adv Mechatronics	1	0																							
071168 Adv Pipe Welding	12	0																							
071180 Human Services	8	6					1																		
071181 Massage Therapy	21	17	6	4.00		2	2																		
071237 Basic Mach & CNC Fund	12	1																							
071238 Pharmacy Technician	13	10				3																			
071290 Cardiac Care Monitoring Tech	13	13				2	1	3	2	1	1														
071291 Certified Nursing Assistant	36	36	1	4	9	11	3	3	1	4															
Certificate Program Total:	347	147	1	22	25	30	18	11	10	16	14	0	0	200	1	67	19	23	29	20	15	10	16	0	
Career Development																									
Major																									
006100 CAREER DEV	541	354	291	32	3	10	4	2	2	3	4	2	1	187	127	31	4	5	5	3	1	5	5	1	
Career Development Total:	541	354	291	32	3	10	4	2	2	3	4	2	1	187	127	31	4	5	5	3	1	5	5	1	
Technical College Total:	3662	2,485	302	449	346	321	343	214	169	198	132	10	1	1,177	131	322	178	142	129	92	55	66	59	3	

Central Carolina Technical College
2015 Fall Open Enrollment By Program by Gender & Ethnicity

		Female Enrollment by Ethnicity											Male Enrollment By Ethnicity										
Associate Degree Major	No. of Students	Female Enrolled	Hispanic/Latino	Am. Indian/Alaska Native	Asian	Black or Afr. Am.	Native Hawaiian/Pac Islander	White	Unkn	Alien	2 or More Races	Male Enrolled	Hispanic/Latino	Am. Indian/Alaska Native	Asian	Black or Afr. Am.	Native Hawaiian/Pac Islander	White	Unkn	Alien	2 or More Races		
035002 Accounting	70	52	2			27		23				18	2	1		10		5					
035007 AoT	41	41				32		9															
035030 Management	177	105	2			64		31	7	1		72	1	1		38		28	3			2	
035104 Computer Tech	143	20	1			14		5				123	1		2	59		59	1			1	
035208 Nursing (Adn)	169	158	4		2	35		113	3	1		11			1			9	1			1	
035303 Eng. Graphics Tech	55	10				2		7		1		45				21		23				1	
035318 General Tech	80	4				2		2				76	3		2	21		43				7	
035408 Environ Eng. Tech	26	9				1		6	1	1		17			5		12						
035426 Nat Res Mgmt.	36	10						10				26	1		2		22					1	
035501 Human Services	144	126	1			83		33	7	2		18			13		5						
035505 CRJ	130	76	1		2	49	1	20	2	1		54	3		22		28					1	
035508 Early Care & Education	142	137				90		42	3	2		5			2		3						
035520 Paralegal	34	30	1			14		15				4	1		1		2						
045600 Associate in Arts	1,272	1,029	39	1	6	456	1	482	25	19		243	8		1	109	1	115	5			4	
055600 Associate in Science	202	128	6		1	38	1	80	1	1		74	3		3	14		49	1			4	
Associate Degree Total:	2,721	1,935	57	1	11	907	3	878	49	29		786	23	1	8	318	1	403	20			12	
One Year Diploma																							
Major	No. of Students	Female Enrolled	Hispanic/Latino	Am. Indian/Alaska Native	Asian	Black or Afr. Am.	Native Hawaiian/Pac Islander	White	Unkn	Alien	2 or More Races	Male Enrolled	Hispanic/Latino	Am. Indian/Alaska Native	Asian	Black or Afr. Am.	Native Hawaiian/Pac Islander	White	Unkn	Alien	2 or More Races		
015041 Administrative Support	6	6				5		1															
015209 Nursing PN																							
015211 Surgical Technology	22	19				3		15	1			3						2				1	
015214 Medical Assisting	22	21	1			10		10				1										1	
015508 Early Childhood Develop	3	3				2		1															
One Year Diploma Total:	53	49	1			20		27	1			4						2				2	
Certificate Program																							
Major	No. of Students	Female Enrolled	Hispanic/Latino	Am. Indian/Alaska Native	Asian	Black or Afr. Am.	Native Hawaiian/Pac Islander	White	Unkn	Alien	2 or More Races	Male Enrolled	Hispanic/Latino	Am. Indian/Alaska Native	Asian	Black or Afr. Am.	Native Hawaiian/Pac Islander	White	Unkn	Alien	2 or More Races		
60649 Internetworking																							
60862 Infant & Toddler Care	2	2						2				0											
60886 College Studies																							
60944 Water Operator	5	0										5				2		2				1	
60945 Wastewater Operator	10	0										10				1		7				2	
601023 Environ Health & Safety	3	2						2				1						1					
601037 Gerontology	1	1				1						0											
61043 Adv. CNC Programming																							
070191 Early Childhood Dev	4	4	1			3						0										2	
070261 Information Processing	2	2				1		1				0											
70630 Health Science Prep																							
070808 Basic HVAC	19	1				1						18				10		6				2	
070810 Welding	57	9				4		5				48	2			22		24					
070816 Computer Specialist	10	3				2		1				7	1			2		4					
070847 Accounting Specialist	8	6				2		4				2			1	1							

Certificate Program		No. of Students	Female Enrolled	Hispanic/Latino	Am. Indian/Alaska Native	Asian	Black or Afr. Am.	Native Hawaiian/Pac Islander	White	Unkn	2 or More Races	Male Enrolled	Hispanic/Latino	Am. Indian/Alaska Native	Asian	Black or Afr. Am.	Native Hawaiian/Pac Islander	White	Unkn	2 or More Races	
Major																					
	070970 Adv. Air Cond & Heat	9	0									9						3			
	071088 Medical Record Coding	24	22	1			7		14			2						1		1	
	71133 End User Support																				
	071158 Automotive Tech	1	0									1									
	071159 Automotive Diagnostic	38	6	1			2		3			32	1		1	18		11		1	
	071165 Basic Mechanics	38	6	6			3		3			32	1		13			18			
	071166 Adv. Mechatronics	1	0									1									
	071168 Adv. Pipe Welding	12	0									12		1		3		8			
	071180 Human Services	8	6				5		1			2				2					
	071181 Massage Therapy	21	17		1		9		7			4				3				1	
	071237 Basic Mach & CNC Fund	12	1									11				1		9		1	
	071238 Pharmacy Technician	13	10				3		7			3				2		1			
	071290 Cardiac Care Monitor Tech	13	13				1		7			0									
	071291 Certified Nursing Assist	36	36	2			24		8	1	1	0									
	Certificate Program Total:	347	147	5	1	1	72	0	66	0	1	200	5	1	2	88	0	95	0	9	0
Career Development		No. of Students	Female Enrolled	Hispanic/Latino	Am. Indian/Alaska Native	Asian	Black or Afr. Am.	Native Hawaiian/Pac Islander	White	Unkn	2 or More Races	Male Enrolled	Hispanic/Latino	Am. Indian/Alaska Native	Asian	Black or Afr. Am.	Native Hawaiian/Pac Islander	White	Unkn	2 or More Races	
Major																					
	006100 CAREER DEV	541	354	13	1	4	102		232	1	1	187	6	1	1	46		131	2	354	
	Career Development Total:	541	354	13	1	4	102		232	1	1	187	6	1	1	46		131	2	354	
	003995 Central Carolina Technical College Total:	3,662	2,485	76	3	16	1,101	3	1,203	52	31	1,177	34	3	11	452	1	631	33	12	

Central Carolina Technical College 2014 Fall Open Enrollment

Associate Degree Major	No. Of Students	Contact Hours	Credit Hours	CR/15 F.T.E.	Female	Male	Total	Black	White	Hispanic	Am Indian/ AK Native	HI or Pac Islander	Asian	Ethnicity Unknown	2 or More	Total	Retention Fall to Fall			Graduates	Placement Rate	
																	Enrolled 2013	Enrolled 2014	Retention Rate			
035002 Accounting	72	10,016	663	44.20	52	20	72	31	33	3	1		1	2	2	1	86	27	31%	5	100%	
035007 AOT	64	7,384	508	33.87	62	2	64	43	18	1				2	2	1	64	79	37%	12	83%	
035030 Management	198	24,420	1,702	113.47	119	79	198	120	61	4				10	3	3	198	237	33%	13	77%	
035104 Computer Tech	172	22,364	1,557	103.80	42	130	172	94	66	5			2	3	2	2	172	179	32%	11	70%	
035208 Nursing (Adn)	171	54,048	1,368	91.20	143	28	171	43	115	1			3	5	4	171	197	43%	85	98%		
035303 Eng Graphics Tech	57	14,048	547	36.47	11	46	57	21	31	1				2	2	2	57	73	32%	9	88%	
035318 General Tech	70	18,960	688	45.87	2	68	70	24	37	2			2	5	5	70	73	13%	34	94%		
035408 Env Eng Tech	44	7,176	399	26.60	11	33	44	6	36	1				1	1	1	44	44	20%	3	100%	
035426 Nat Res Mgmt	42	10,992	491	32.73	14	28	42	1	38	1				2	2	1	42	49	17%	11	91%	
035501 Human Services	144	24,116	1,226	81.73	131	13	144	93	39					10	2	2	144	177	67%	23	87%	
035505 CRJ	128	17,020	1,215	81.00	79	49	128	69	52	2	1			3	3	1	128	166	53%	19	89%	
035508 EGD	148	21,004	1,251	83.40	145	3	148	101	39	3			1	4	4	148	163	65%	14	100%		
035520 Paralegal	42	6,160	424	28.27	33	9	42	12	23	4				3	3	42	42	63%	14	82%		
045600 AA	1,348	206,611	11,899	793.27	1,095	253	1,348	630	624	42	2	1	7	31	11	11	1,348	1,603	45%	41	90%	
055600 AS	213	35,724	1,957	130.47	132	81	213	74	117	9			7	6	6	213	261	64%	19	95%		
Associate Degree Total:	2,913	480,043	25,895	1,726.33	2,071	842	2,913	1,362	1,329	78	4	2	23	89	26	26	3,450	1,024	30%	317	91%	
One Year Diploma	No. Of Students	Contact Hours	Credit Hours	CR/15 F.T.E.	Female	Male	Total	Black	White	Hispanic	Am Indian/ AK Native	HI or Pac Islander	Asian	Ethnicity Unknown	2 or More	Total	Enrolled 2013	Enrolled 2014	Retention Rate	Graduates	Placement Rate	
015041 Admin Support	13	1,212	111	7.40	13	0	13	10	2							1	13	23	2	9%	13	67%
015209 Nursing (Pn)	22	6,656	166	11.07	20	2	22	7	13	1						1	22	25	2	8%	12	92%
015211 Surgical Tech	22	12,080	320	21.33	18	4	22	3	14	1				2	2	2	22	15	1	7%	12	100%
015214 Medical Assist	23	12,264	314	20.93	22	1	23	12	7	1				3	3	3	23	31	3	10%	16	100%
015508 EGD	3	288	24	1.60	3	0	3	3	3							3	2	0	0	0%	11	100%
One Year Diploma Total:	83	32,500	935	62.33	76	7	83	35	36	3	0	0	0	6	3	83	96	8	8%	64	92%	
Certificate Program	No. Of Students	Contact Hours	Credit Hours	CR/15 F.T.E.	Female	Male	Total	Black	White	Hispanic	Am Indian/ AK Native	HI or Pac Islander	Asian	Ethnicity Unknown	2 or More	Total	Enrolled 2013	Enrolled 2014	Retention Rate	Graduates	Placement Rate	
060649 Internetworking	4	408	27	1.80	4	0	4	1	3							4	4	0	0	0%	1	100%
060862 Infant and Toddler	5	800	36	2.40	5	0	5	4	1							5	3	2	67%	9	56%	
060886 College Studies	7	528	33	2.20	1	6	7	6	6							7	3	0	0%	1	100%	
060944 Water Operator	4	384	24	1.60	1	3	4	1	2				1			4	5	0	0%	5	100%	
060952 Elec Technician	3	288	18	1.20	1	2	3	3	3							3	2	0	0%	3	100%	
061023 Env Health&Safe	1	48	6	0.40	1	0	1	1	1							1	6	0	0%	4	75%	
061037 Gerontology	12	1,024	78	5.20	12	0	12	10	1	1						12	11	2	18%	10	100%	
070191 EGD	5	504	39	2.60	4	1	5	2	3							5	3	1	33%	9	88%	
070261 Information Process	4	384	24	1.60	4	0	4	4	4							4	4	0	0%	7	100%	
070630 Health Sci Prep	44	11,256	409	27.27	44	0	44	24	17	1				2	1	1	44	45	10	22%	21	84%
070808 Basic AC/H	63	22,560	770	51.33	2	61	63	29	32	1				1	1	1	63	106	5	5%	27	100%
070816 Computer Specialist	16	2,064	144	9.60	7	9	16	9	6					1	1	16	21	4	19%	4	75%	
070847 Accounting Specialist	8	720	51	3.40	7	1	8	6	1					1	1	8	14	0	0%	11	100%	
070970 Adv AC/Heat	1	48	4	0.27	1	0	1	1	1							1	3	1	33%	3	67%	
071073 Interdisciplinary Std	38	5,736	360	24.00	37	1	38	10	26							38	64	9	14%	12	100%	
071088 Medical Record Code	29	3,902	293	19.53	3	26	29	16	8	1				1	2	1	29	39	2	5%	11	100%
071158 Automotive Tech	13	2,110	137	9.13	13	0	13	8	5							13	19	1	5%	10	90%	
071159 Automotive Diag	27	5,560	285	19.00	1	26	27	10	16							27	38	5	13%	16	94%	
071165 Basic Mechatronics	1	144	4	0.27	1	0	1	1	1							1	3	1	33%	6	100%	
071166 Adv Mechatronics	19	8,208	228	15.20	3	16	19	4	12	2				1	1	19	17	0	0%	10	100%	
071168 Advanced Pipe Welding	14	1,752	126	8.40	11	3	14	10	4							14	11	1	9%	4	100%	

Central Carolina Technical College 2014 Fall Open Enrollment

Major	No. Of Students	Contact Hours	Credit Hours	CR/15 F.T.E.	Gender		Total	Black	White	Hispanic	Am Indian/ AK Native	HI or Pac Islander	Asian	Ethnicity Unknown	2 or More	Total	Retention Fall to Fall		Retention Rate	7/1/13-6/30/14	
					Female	Male											Enrolled 2013	Enrolled 2014			
071181 Massage Therapy	20	10,560	230	15.33	17	3	20	9	11							13	1	8%	17	100%	
071237 Basic Machining&CNC	22	8,496	235	15.67	3	19	22	14	8							21	2	10%	12	91%	
071238 Pharmacy Technician	16	5,472	182	12.13	9	7	16	6	8	1						15	0	0%	10	80%	
071291 Cert Nursing Assist	33	6,008	330	22.00	31	2	33	21	10	1						33	0				
Certificate Program Total:	404	98,532	4,045	269.67	156	248	404	196	183	8	1	0	2	11		468	46	10%	231	92%	
Career Development																					
006100 CAREER DEVELOPMENT	563	52,110	3,249	216.60	364	199	563	137	385	25	1	3	9			563	48	11%			
Career Development Total:	563	52,110	3,249	216.60	364	199	563	137	385	25	1	3	9			563					
003995 Central Carolina Technical	3,963	663,785	34,124	2,274.93	2,667	1,296	3,963	1,730	1,933	114	6	2	28	115	35	3,963					

Source: EDSS ENR 105
 EDSS ST ENR 101 by program gender ethnicity
 EDSS ST ENR 15 Retention Fall to Fall
 2015 Program Evaluation In-House Status Report
 Total: ENR 1333 Race Gender Enrollment Status

Central Carolina Technical College
2014 Fall Open Enrollment By Program by Gender & Age

Female Enrollment By Age

Associate Degree Major	No. Of Students	Female Enrolled	17 & Under	18-19	20-21	22-24	25-29	30-34	35-39	40-49	50-64	65+	Male Enrollment by Age										
													Male Enrolled	17 & Under	18-19	20-21	22-24	25-29	30-34	35-39	40-49	50-64	65+
035002 Accounting	72	52	0	6	7	5	11	4	7	6	6	0	20	0	4	2	5	2	4	1	0	2	0
035007 AOT	64	62	0	2	2	11	7	6	9	15	10	0	2	0	0	0	0	2	0	0	0	0	0
035030 Management	198	119	0	10	11	17	17	10	12	26	15	1	79	1	13	16	13	10	7	6	8	5	0
035104 Computer Tech	172	42	0	8	6	4	3	6	2	7	4	2	130	0	24	28	21	26	19	2	6	3	1
035208 Nursing (Adm)	171	143	0	1	27	27	37	23	15	12	1	0	28	0	4	5	5	5	5	2	4	3	0
035303 Eng Graphics Tech	57	11	0	2	2	3	3	0	0	0	1	0	46	0	11	7	7	7	5	2	5	2	0
035318 General Tech	70	2	0	0	1	0	0	0	0	0	0	0	68	0	5	5	11	14	4	14	9	1	0
035408 Env Eng Tech	44	11	0	1	2	0	0	1	1	3	3	0	33	0	2	4	3	4	6	6	7	1	0
035426 Nat Res Mgmt	42	14	0	3	4	2	1	2	1	1	1	0	28	0	6	8	4	3	2	2	1	2	0
035501 Human Services	144	131	0	8	14	16	23	14	13	23	19	1	13	0	0	1	3	3	1	2	2	1	0
035505 CRJ	128	79	1	17	10	13	17	7	7	6	5	2	49	0	13	12	5	7	5	5	0	2	0
035508 ECD	148	145	0	25	25	20	25	14	12	11	13	0	3	0	1	0	0	0	1	1	1	0	0
035520 Paralegal	42	33	0	3	4	5	7	2	2	5	2	0	9	0	2	1	1	1	0	1	1	3	0
045600 AA	1,348	1095	2	252	180	170	175	111	85	86	34	0	253	2	81	52	28	30	23	12	13	11	1
055600 AS	213	132	0	31	26	24	23	11	10	6	1	0	81	0	18	19	19	10	7	5	1	2	0
Associate Degree Total:	2,913	2071	3	369	321	317	349	211	178	206	112	5	842	3	178	160	119	121	99	51	62	46	3
One Year Diploma																							
Major	No. Of Students	Female Enrolled	17 & Under	18-19	20-21	22-24	25-29	30-34	35-39	40-49	50-64	65+	Male Enrolled	17 & Under	18-19	20-21	22-24	25-29	30-34	35-39	40-49	50-64	65+
015041 Admin Support	13	13	0	0	1	1	5	0	0	3	3	0	0	0	0	0	0	0	0	0	0	0	0
015209 Nursing (Pn)	22	20	0	0	1	5	2	2	3	5	2	0	2	0	0	0	0	0	2	0	0	0	0
015211 Surgical Tech	22	18	0	0	5	5	2	3	1	2	0	0	4	0	0	0	1	1	1	0	1	0	0
015214 Medical Assist	23	22	0	2	2	6	4	1	3	3	1	0	1	0	0	0	0	0	0	0	0	1	0
015508 ECD	3	3	0	0	1	0	0	1	1	0	0	0	0	0	0	0	0	0	0	0	0	0	0
One Year Diploma Total:	83	76	0	2	10	17	13	7	8	13	6	0	7	0	0	0	1	1	3	0	1	1	0
Certificate Program																							
Major	No. Of Students	Female Enrolled	17 & Under	18-19	20-21	22-24	25-29	30-34	35-39	40-49	50-64	65+	Male Enrolled	17 & Under	18-19	20-21	22-24	25-29	30-34	35-39	40-49	50-64	65+
060649 Internetworking	4	0	0	0	0	0	0	0	0	0	0	0	4	0	0	0	0	2	1	1	0	0	0
060862 Infant and Toddler	5	5	0	2	1	2	0	0	0	0	0	0	0	0	0	0	0	0	0	0	0	0	0
060886 College Studies																							
060944 Water Operator	7	1	0	0	0	0	0	1	0	0	0	0	6	0	2	1	0	1	2	0	0	0	0
060945 Wastewater Opt	4	1	0	0	0	0	1	0	0	0	0	0	3	0	0	0	0	1	2	0	0	0	0
060952 Elec Technician																							
061023 Env Health&Safe	3	1	0	0	0	0	0	0	0	1	0	0	2	0	0	0	0	0	0	0	0	2	0
061037 Gerontology	1	1	0	0	0	0	0	0	0	0	1	0	0	0	0	0	0	0	0	0	0	0	0
070191 ECD	12	12	0	1	3	1	2	3	0	2	0	0	0	0	0	0	0	0	0	0	0	0	0
070261 Information Process	5	4	0	1	0	0	1	0	0	1	1	0	1	0	0	1	0	0	0	0	0	0	0
070630 Health Sci Prep																							
070808 Basic AC/H	44	0	0	0	0	0	0	0	0	0	0	0	44	0	10	2	10	5	4	2	5	6	0

Certificate Program Cont. Major	Female Enrollment by Age										Male Enrollment by Age												
	No. Of Students	Female Enrolled	17 & Under	18-19	20-21	22-24	25-29	30-34	35-39	40-49	50-64	65+	Male Enrolled	17 & Under	18-19	20-21	22-24	25-29	30-34	35-39	40-49	50-64	65+
070810 Welding	63	2	0	0	0	0	0	0	0	2	0	0	61	1	17	12	11	6	7	4	3	0	0
070816 Computer Specialist	16	7	0	0	1	2	0	0	2	1	1	0	9	0	1	0	2	3	0	0	1	2	0
070847 Accounting Specialist	8	7	0	1	0	2	1	1	0	2	0	0	1	0	0	0	0	0	0	0	1	0	0
070970 Adv AC/Heat																							
071073 Interdisciplinary Std																							
071088 Medical Record Code	38	37	0	2	8	4	6	1	3	9	4	0	1	0	0	0	0	0	0	0	1	0	0
071158 Automotive Tech	29	3	0	0	2	1	0	0	0	0	0	0	26	0	12	4	3	3	1	2	1	0	0
071159 Automotive Diag	13	0	0	0	0	0	0	0	0	0	0	0	13	0	1	0	1	2	3	2	1	3	0
071165 Basic Mechatronics	27	1	0	0	0	0	0	0	1	0	0	0	26	0	7	3	7	4	3	0	2	0	0
071166 Adv Mechatronics	1	0	0	0	0	0	0	0	0	0	0	0	1	0	0	0	0	0	1	0	0	0	0
071168 Advanced Pipe Welding	19	3	0	1	0	2	0	0	0	0	0	0	16	0	4	3	2	1	3	1	2	0	0
071180 Human Services	14	11	0	0	2	2	0	0	0	4	3	0	3	0	0	0	0	0	0	0	2	1	0
071181 Massage Therapy	20	17	0	4	5	3	2	1	0	1	0	0	3	0	1	0	1	0	0	0	1	0	0
071237 Basic Machining&CNC	22	3	0	0	0	0	1	1	0	1	0	0	19	0	4	3	1	3	3	2	2	1	0
071238 Pharmacy Technician	16	9	0	0	4	0	1	0	1	2	1	0	7	0	0	2	1	3	1	0	0	0	0
071291 Cert Nursing Assist	33	31	0	2	7	5	5	4	3	3	2	0	2	0	0	0	0	0	1	0	1	0	0
Certificate Program Total:	404	156	0	14	33	24	20	12	10	29	14	0	248	1	59	31	39	34	32	14	25	13	0
Career Development	No. Of Students																						
006100 CAREER DEVELOPMENT	563	364	242	50	10	15	11	6	5	10	12	3	199	120	32	7	7	13	5	0	7	6	2
Career Development Total:	563	364	242	50	10	15	11	6	5	10	12	3	199	120	32	7	7	13	5	0	7	6	2
003995 Central Carolina Technical College Total:	3,963	2667	245	435	374	373	393	236	201	258	144	8	1296	124	269	198	166	169	139	65	95	66	5

Central Carolina Technical College

2014 Fall Open Enrollment By Program by Gender & Ethnicity

Female Enrollment By Ethnicity

Associate Degree	No. of Students	Female Enrolled	Hispanic/Latino	Am. Indian/Alaska Native	Black or Afr. Am.	Native Hawaiian/Pac Islander	White	Alien	Unknown	2 or More Races	Male Enrollment By Ethnicity							
											Hispanic/Latino	Am. Indian/Alaska Native	Black or Afr. Am.	Native Hawaiian/Pac Islander	White	Alien	Unknown	2 or More Races
035002 Accounting	72	52	2	1	22		25		2		20	1	1	9	8		1	
035007 Administrative	64	62			42		18		2		2	1	1	1			1	
035030 Management	198	119	1		77		32		8	1	79	3	43	29		2	2	
035104 Computer	172	142	1		27		11		1	1	130	4	67	55		2	1	
035208 Nursing (Adn)	171	143			39		96		2	3	28	1	4	19		3	1	
035303 Eng Graphics Tech	57	11			2		7		1	1	46	1	19	24		1	1	
035318 General	70	2					2				68	2	24	35		5		
035408 Env Eng Tech	44	11			2		7		1	1	33	4	4	29				
035426 Nat Res Mgmt	42	14					13		1	1	28	1	1	25		1		
035501 Human Services	144	131			84		35		10	2	13		9	4				
035505 Criminal Justice	128	79	2	1	48	1	24		3	3	49		21	28				
035508 Early Care And	148	145	3	1	99		38		4		3		2	1				
035520 Paralegal	42	33			10		20		1		9	2	2	3		2		
045600 AA	1,348	1095	38	2	6	517	499		24	9	253	4	1	125		7	2	
055600 AS	213	132	5	4	52		68		3		81	4	3	49		3		
ASSOCIATE TOTALS	2,913	2,071	54	4	1,021	1	895	0	63	18	842	24	8	434	0	26	8	

Diploma	No. of Students	Female Enrolled	Hispanic/Latino	Am. Indian/Alaska Native	Black or Afr. Am.	Native Hawaiian/Pac Islander	White	Alien	Unknown	2 or More Races	Male Enrollment By Ethnicity							
											Hispanic/Latino	Am. Indian/Alaska Native	Black or Afr. Am.	Native Hawaiian/Pac Islander	White	Alien	Unknown	2 or More Races
015041 Admin Support	13	13			10		2		1		0							
015209 Nursing (Pn)	22	20	1		7		12				2			1			1	
015211 Surgical	22	18	1		2		12		1	2	4			2			1	
015214 Med Assist	23	22	1		12		6		3		1			1				
015508 Early Childhood	3	3			3						0							
DIPLOMA TOTALS	83	76	3	0	34	0	32	0	5	2	7	0	0	4	0	1	1	

Certificates	No. of Students	Female Enrolled	Hispanic/Latino	Am. Indian/Alaska Native	Black or Afr. Am.	Native Hawaiian/Pac Islander	White	Alien	Unknown	2 or More Races	Male Enrollment By Ethnicity							
											Hispanic/Latino	Am. Indian/Alaska Native	Black or Afr. Am.	Native Hawaiian/Pac Islander	White	Alien	Unknown	2 or More Races
060649 Internetworking	4	0									4							
060862 Infant and Toddler	5	5			4		1				0							
060944 Water Operator	7	1					1				6			5			1	
060945 Wastewater Opt	4	1					1				3		1	1				
061023 Envir Health &	3	1					1				2			2				
061037 Gerontology	1	1			1						0							
070191 Early Childhood	12	12	1		10		1				0							
070261 Infor Processing	5	4			2		2				1			1				
070808 BHAC	44	0									44	1		17		2		
070810 Welding	63	2			1		1				61	1		31		1		
070815 Cmpst Specialist	16	7			5		2				9			4		1		
070847 Acct Specialist	8	7			6		1				1			4		1		
071088 Med Rec Coding	38	37			10		26				1							
071158 Auto Tech	29	3			1		1				26	1	1	7		2		
071159 Auto Diagnostic	13	0									13			5				
071165 Bas Mechatronic	27	1						1			26			16				
071166 Adv Mechatronic	1	0									1			1				
071168 Adv Pipe Weld	19	3	1				2				16	1		10		1		
071180 Human Services	14	11			8		3				3			2				
071181 Massage Thpy	20	17			8		9				3			2				

Certificates	No. of Students	Female Enrolled	Hispanic/Latino	Am. Indian/Alaska Native	Asian	Black or Afr. Am.	Native Hawaiian/Pac Islander	White	Alien	Unknown	2 or More Races	Am. Indian/Alaska Native					Native Hawaiian/Pac Islander					2 or More Races
												Hispanic/Latino	Asian	Black or Afr. Am.	Native Hawaiian/Pac Islander	White	Alien	Unknown	Hispanic/Latino	Asian	Black or Afr. Am.	
071237 Basic Mach CNC	22	3				2		1				19				12		7				
071238 Pharmacy	16	9	1			5		2			1	7			1			6				
71291 Nursing Assist	33	31	1	1	1	19		10				2			2							
CERTIFICATE TOTALS	404	156	4	1	1	82		65		1	3	248	4	1	114	1	118				10	
CAREER DEV																						
006100 CAREER DEV	563	364	18	1	2	105	0	231	0	4	3	199	7	1	32		154				5	
TOTALS	3,963	2,667	79	5	18	1,242	1	1,223	0	73	26	1,296	35	1	488	1	710	0	42	9		
EDSS ST ENR 105																						
EDSS ST ENR 101 by program gender age																						

Certificate Program Major	No. Of Students	Contact Hours	Credit Hours	CR/15 F.T.E.	Female	Male	Total	Black	White	Hispa	Am.Indi	Native	Asian	Ethnicity Unknown	Two or More Rac	Enroll 2012	Enroll 2013	Retent Rate	Graduates 7/1/12-6/30/13	Placement Rate	
																					Enroll
070970 Adv A/C & Heat	5	864	34	2.27	0	5	5	2	3							4	0	0%	2	100	
071073 Interdis Studies																					100
071088 Med Rec Coding	64	8,352	487	32.47	60	4	64	33	25	1				4	1	64	80	7	9%	14	100
071133 End User Support							0	0								0	1	0	0%	4	100
071158 Auto Tech	39	6,234	369	24.60	2	37	39	29	8	1	1					39	23	1	4%	14	79
071159 Auto Diagnostic	19	3,141	205	13.67	1	18	19	12	7							19	36	2	6%		
071165 Bas Mechatronic	38	8,680	359	23.93	2	36	38	17	17				4			38	31	3	10%	18	94
071166 Adv Mechatronic	3	1,104	29	1.93	0	3	3	2	1							3	3	1	33%	2	100
071168 Adv Pipe Weld	17	7,232	202	13.47	0	17	17	7	10							17	25	0	0%	19	83
071180 Human Services	11	1,216	76	5.07	10	1	11	6	2					3		11	29	3	10%	12	100
071181 Massage Thpy	13	6,656	156	10.40	12	1	13	6	7							13	22	0	0%	12	100
071237 Basic Mach CNC	21	8,520	226	15.07	1	20	21	9	7	2			1	2		21	21	2	10%	4	100
071238 Pharmacy	15	5,040	155	10.33	12	3	15	8	5	1					1	15	18	1	6%	9	78
Certificate Program Total:	468	110,663	4,429	295.27	142	326	468	249	174	11	1	0	3	28	2	468	2618	2066	79%	295	89%
Career	No. Of Students	Contact Hours	Credit Hours	CR/15 F.T.E.												0					
006100 CAREER DEV	442	41,656	2,579	171.93	273	169	442	94	322	11	1		6	7	1	442	389	28	7%		
003995 Central Carolina	4,456	766,500	38,096	2,539.73	2989	1467	4456	2102	1979	117	4	2	35	173	44	4456				673	92%
EDSS ST ENR 105																					
EDSS ST ENR 101 by program gender ethnicity																					
EDSS St ENR 115 Retention Fall to Fall																					
2014 Program Evaluation In-House Status Report																					

Certificate Program Cont'		Female	17 & Under	18-19	20-21	22-24	25-29	30-34	35-39	40-49	50-64	65+	Male	17 & Under	18-19	20-21	22-24	25-29	30-34	35-39	40-49	50-64	65+
071159 Auto Diagnostic	19	1			1								18		1	5	4	3	3	1	1		
CERTIFICATE		No. Of																					
071166 Adv Mechatronic	3	0											3				1		1				
071168 Adv Pipe Weld	17	0											17		2	4	3	2	5	1			
071180 Human Services	11	10		1			2	2	2	2	1		1						1				
071181 Massage Thpy	13	12			5	1	2	2	1	1			1				1						
071237 Basic Mach CNC	21	1			1								20		3	2	1	3	2	2	3	4	
071238 Pharmacy	15	12		2	3	1	2	1	2	1			3		1				1				
Certificate Program Total:	468																						
Career	No. Of	140	1	9	17	22	23	20	16	20	11	1	290	1	38	39	52	43	33	21	37	25	1
Major	Students																						
006100 CAREER DEV	442	273	183	37	9	8	11	9	2	6	8		169	102	20	7	12	9	6	2	6	1	4
Totals	4,456	2987	197	490	429	431	468	326	201	303	139	3	1431	109	250	226	216	178	149	90	119	88	6
EDSS ST ENR 105																							
EDSS ST ENR 101 by program gender age																							

Central Carolina Technical College

2013 Fall Open Enrollment By Program by Gender & Ethnicity

Associate Degree	No. of Students	Female Enrolled	Hispanic/Latino	Am. Indian/Alaska Native	Asian	Black or Afr. Am.	Native Hawaiian/Pac Islander	White	Alien	Un known	2 or More Races	Male Enrolled	Hispanic/Latino	Am. Indian/Alaska Native	Asian	Black or Afr. Am.	Native Hawaiian/Pac Islander	White	Alien	Unknwn	2 or More Races	
035002 Accounting	86	60	1	1	35	22	2	26	1	13	1	1	1	1	1	1	1	1	1	1	1	
035007 Administrative	79	75	1	1	47	22	4	4	1	1	1	1	1	1	1	1	1	1	1	1	1	
035030 Management	237	142	2	2	97	30	12	95	3	34	4	1	1	1	1	1	1	1	1	1	1	
035104 Computer	179	42	2	2	29	10	1	137	2	64	1	1	1	1	1	1	1	1	1	1	1	
035208 Nursing (Adn)	197	173	3	2	39	123	5	24	2	16	1	1	1	1	1	1	1	1	1	1	1	
035303 Eng Graphics Tech	73	17	1	1	8	6	1	56	2	31	1	1	1	1	1	1	1	1	1	1	1	
035318 General	73	6	1	1	2	8	2	67	2	22	1	1	1	1	1	1	1	1	1	1	1	
035408 Env Eng Tech	44	13	1	1	2	8	2	31	4	22	1	1	1	1	1	1	1	1	1	1	1	
035426 Nat Res Mgmt	49	15	1	1	14	1	1	34	1	26	1	1	1	1	1	1	1	1	1	1	1	
035501 Human Services	177	153	1	1	110	34	8	24	4	6	2	1	1	1	1	1	1	1	1	1	1	
035505 Criminal Justice	166	100	6	6	65	19	7	66	4	28	2	1	1	1	1	1	1	1	1	1	1	
035508 Early Care And	163	162	5	2	112	36	4	1	1	1	3	1	1	1	1	1	1	1	1	1	1	
035520 Paralegal	63	57	4	1	20	31	1	6	1	2	1	1	1	1	1	1	1	1	1	1	1	
045600 AA	1,603	1,304	34	1	9	535	35	299	8	143	3	1	1	1	1	1	1	1	1	1	1	
055600 AS	261	164	7	2	64	83	3	97	4	53	3	1	1	1	1	1	1	1	1	1	1	
ASSOCIATE TOTALS	3450	2483	66	1	17	1300	86	967	26	461	0	47	10	0	0	0	0	0	0	0	0	
No. Of																						
Major																						
015041 Admin Support	23	23	1	1	15	6	1	0	1	1	1	1	1	1	1	1	1	1	1	1	1	
015209 Nursing (Ph)	25	23	1	1	11	11	1	2	1	1	1	1	1	1	1	1	1	1	1	1	1	
015211 Surgical	15	12	1	1	5	6	4	3	1	3	1	1	1	1	1	1	1	1	1	1	1	
015214 Med Assist	31	31	1	1	12	13	4	0	1	1	1	1	1	1	1	1	1	1	1	1	1	
015370 Mach Tool																						
015508 Early Childhood	2	2	1	1	1	1	1	0	1	1	1	1	1	1	1	1	1	1	1	1	1	
DIPLOMA TOTALS	96	91	3	0	1	44	5	1	0	37	0	1	0	0	0	0	0	0	0	0	0	
No. Of																						
Major																						
060649 Internetworking	4	0	1	1	3	1	1	4	1	3	1	1	1	1	1	1	1	1	1	1	1	
060862 Infant and Toddler	3	3	1	1	3	1	1	0	1	1	1	1	1	1	1	1	1	1	1	1	1	
060886 College Studies	3	3	1	1	3	1	1	3	1	1	1	1	1	1	1	1	1	1	1	1	1	
060944 Water Operator	3	0	1	1	3	1	1	3	1	1	1	1	1	1	1	1	1	1	1	1	1	
060945 Wastewater Opt	5	0	1	1	5	1	1	5	1	1	1	1	1	1	1	1	1	1	1	1	1	
060952 Electrical Tech	2	0	1	1	2	1	1	2	1	1	1	1	1	1	1	1	1	1	1	1	1	
061023 Envir Health &	6	6	1	1	6	3	2	0	1	1	1	1	1	1	1	1	1	1	1	1	1	
061037 Gerontology	6	6	1	1	6	3	2	0	1	1	1	1	1	1	1	1	1	1	1	1	1	
061038 Emergency Medical	11	10	1	1	8	1	1	1	1	1	1	1	1	1	1	1	1	1	1	1	1	
070191 Early Childhood	3	2	1	1	2	1	1	1	1	1	1	1	1	1	1	1	1	1	1	1	1	
070261 Infor Processing																						
70389 Mach Tool Opt																						
070557 Pre-occup/Phy																						
070631 Pre-dental Hygiene																						
070630 Health Sci Prep																						
070686 General Studies																						
070808 BHAC	45	0	1	1	3	2	1	45	1	18	4	1	1	1	1	1	1	1	1	1	1	
070810 Welding	106	6	1	1	3	2	1	100	1	36	6	1	1	1	1	1	1	1	1	1	1	
070816 Cmpst Specialist	21	4	1	1	3	1	1	17	1	3	2	1	1	1	1	1	1	1	1	1	1	
070847 Acct Specialist	14	11	1	1	4	6	1	3	1	1	1	1	1	1	1	1	1	1	1	1	1	
070848 Phlebotomy																						
070970 Adv A/C & Heat	5	0	1	1	5	1	1	5	1	3	1	1	1	1	1	1	1	1	1	1	1	
071073 Interdis Studies																						
071088 Med Rec Coding	64	60	1	1	31	24	3	4	1	1	1	1	1	1	1	1	1	1	1	1	1	
071133 End User Support																						

	No. of Students	Female Enrolled	Hispanic/Latino	Am. Indian/Alaska Native	Asian	Black or Afr. Am.	Native Hawaiian/nPac Islander	White	Alien	Unkno wn	2 or More Races	Male Enrolled	Hispanic /Latino	Am. Indian/Alaska Native	Asian	Black or Afr. Am.	Native Hawaiian/nPac Islander	White	Alien	Unkno wn	2 or More Races
071158 Auto Tech	39	2					2					37	1	1				8			
071159 Auto Diagnostic	19	1						1				18									
071165 Bas Mechatronic	38	2						1		1		36						16			3
CERTIFICATE		No. Of																			
Major	Students	Female										Male									
071166 Adv Mechatronic	3	0										3									
071168 Adv Pipe Weld	17	0										17									
071180 Human Services	11	10				5	5	2		3		1									
071181 Massage Thpy	13	12				5	5	7				1									
071237 Basic Mach CNC	21	1				1	1					20	2		1	8		7			2
071238 Pharmacy	15	12	1			7	7	3				3						2			
CERTIFICATE TOTALS	468	142	4	0	0	75	0	51	0	10	2	326	7	1	3	174	0	123	0	18	0
Major	Students																				
006100 CAREER DEV	442	273	8	1	5	64		189		5	1	169	3		1	30		133			2
TOTALS	4,456	2,989	81	2	23	1,483	2	1,258	0	106	34	1,467	36	2	12	619	0	721	0	67	10
EDSS ST ENR 105																					
EDSS ST ENR 101 by program																					
gender																					
age																					

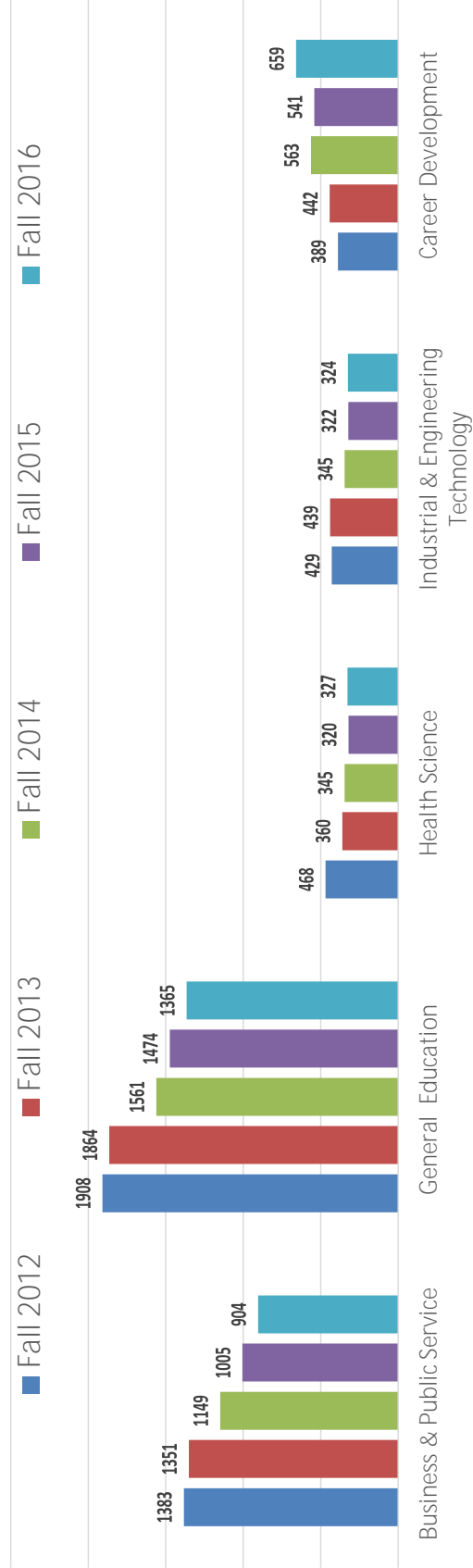
Associate Degree Major	No. Of Students	Contact Hours	CR/15 F.T.E.	Female	Male	Total	Black	White	Hispanic	Am. Indian	Native Haw.	Asian	Ethnicity Unknown	Two or More Races	Total	Retention Fall to Fall			Graduates 7/1/11-6/30/12	Placement Rate	
																Enrolled 2011	Enrolled 2012	Retention Rate			
035002 Accounting	94	13,576	59.07	70	24	94	48	39	1	1		3	3	1	94	87	28	32%	18	100%	
035007 AOT	103	13,352	58.13	102	1	103	69	24	2	2					103	94	46	49%	18	94%	
035030 Management	239	30,684	134.80	127	112	239	150	61	5	5	3	18	8	2	239	164	53	32%	13	85%	
035104 Comp Tech	185	26,392	115.07	45	140	185	86	84	5	5	1	6	3	3	185	169	59	35%	32	74%	
035208 Nursing (Adn)	190	59,976	102.87	174	14	190	37	143	4	1					190	202	48	24%	91	98%	
035303 Eng. Graphics	58	12,544	35.60	8	50	58	31	23	1	1		2	2	1	58	67	20	30%	11	78%	
035318 Gen Tech	66	20,424	45.13	7	59	66	23	36	1	1		6	6	1	66	50	21	42%	17	93%	
035408 Env Eng. Tech	34	5,016	19.67	10	24	34	9	21	1	1					34	33	12	36%	8	100%	
035426 Nat Resource Mgmt.	49	13,276	37.20	9	40	49	2	45	1	1		1	1	1	49	57	27	47%	11	91%	
035501 Human Services	153	24,780	91.13	131	22	153	101	38	1	1		12	12	1	153	58	32	55%	1	100%	
035505 CRJ	158	21,324	94.67	93	65	158	97	47	5	5	8	11	8	1	158	112	45	40%	11	82%	
035508 ECD	167	23,720	92.20	162	5	167	117	39	1	1		8	8	1	167	113	44	39%	20	89%	
035520 Paralegal	58	8,944	38.87	51	7	58	29	25	2	2					58	63	21	33%	13	67%	
045600 AA	1,556	256,932	900.07	1283	273	1556	723	695	40	7	2	14	64	11	1556	384	130	34%	29	96%	
055600 AS	338	64,644	211.13	222	116	338	96	205	10	2		5	12	8	338	554	113	20%	8	88%	
035387 Electronics Tech																					
Associate Degree Totals	3,448	595,584	2,035.60	2,494	954	3,448	1,618	1,525	79	10	2	31	156	27	3,448	2,208	699	32%	308		
Diplomas																					
015041 Admin Support	5	648	3.00	5	0	5	5								5	7	0	0%	15	93%	
015209 Nursing (Ph)	27	8,824	14.93	25	2	27	5	22							27	26	1	4%	27	100%	
015211 Surgical Technology	23	12,096	21.73	21	2	23	5	14	1	1		1	1	2	23	23	3	13%	13	92%	
015214 Medical Assist	74	20,232	48.87	73	1	74	44	23	1	1		2	4	7	74	97	13	13%	16	100%	
015508 ECD	5	456	2.00	5	0	5	4								5	4	1	25%	8	100%	
015370 Machine Tool																6	0	0%			
015302 Engineering Graphics																					
Diploma Totals	134	42,256	90.53	129	5	134	63	59	2	0	0	3	5	2	134	163	18	11%	80		
Certificates																					
060649 Internetworking	4	456	2.00	0	4	4	2	2							4	1	0	0%	9	100%	
060862 Infant & Toddler	2	320	1.00	2	0	2	2								2	2	1	50%	2	100%	
060886 College Studies	13	9,336	4.27	10	3	13	10	2	2	1		1	1	2	13	858	12	1%	104	92%	
060944 Water Operator	7	672	2.80	0	7	7	1	6							7	3	0	0%	4	100%	
060945 Wastewater Operator	8	768	3.20	1	7	8	1	6							8	11	0	0%	6	100%	
060952 Electrical Tech																					
061023 Env Health & Safety	4	384	1.60	2	2	4	2	2							4	3	0	0%	4	100%	
061037 Gerontology	3	400	1.67	3	0	3	2								3	4	0	0%	4	100%	
061038 Emergency Medical	23	9,576	11.67	14	9	23	3	16	1	1		1	1	2	23	8	0	0%	4	75%	
070191 ECD	17	2,000	8.20	17	0	17	15	1			1				17	5	0	0%	10	100%	
070261 Info Processing	13	1,920	7.67	12	1	13	7	4				2	2	1	13	8	3	38%	10	90%	
070389 Machine Tool Operator																					
070557 Pre-OC/Physical	1	144	0.27	0	1	1	1								1	25	1	4%	3	100%	
070630 Health Science	8	1,080	3.47	7	1	8	4	4							8	426	7	2%	77	79%	
070631 Pre-dental Hygiene	2	288	0.53	2	0	2	2								2	8	2	25%	3	100%	
070686 General Studies	1	144	0.60	1	0	1		1							1	29	1	3%	2	100%	
070762 Pre-pharmacy																					
070808 BACH	59	13,308	33.20	1	58	59	26	25	1	1		7	7	1	59	62	10	16%	18	89%	
070810 Welding	103	37,256	81.67	4	99	103	50	43	2	2		8	8	3	103	68	3	4%	23	100%	
070816 Computer Specialist	32	4,296	19.20	13	19	32	24	7	1	1					32	14	2	14%	18	94%	
070847 Acc Specialist	13	1,296	5.80	12	1	13	9	2				1	1	1	13	11	1	9%	14	100%	
070848 Phlebotomy																					
070970 Adv. A/C Heating	4	680	1.60	0	4	4	2	2							4	3	0	0%	7	71%	
071073 Interdisciplinary Studies																					
071088 Medical Record Coding	80	12,840	43.93	77	3	80	43	33							80	56	12	21%	15	100%	
071133 End User Support	1	192	0.80	0	1	1									1	1	1	78%	11	100%	
071158 Auto Tech	23	3,520	14.47	0	23	23	17	6							23	45	1	2%	5	100%	

Certificates	No. Of Students	Contact Hours	CR/15 F.T.E.	Female	Male	Total	Black	White	Hispanic	Am. Indian	Native Haw.	Asian	Ethnicity Unknown	Two or More Races	Total	Retention Fall to Fall		Graduates 7/1/11-6/30/12	Placement % Rate	
																Enrolled 2011	Enrolled 2012			Retention Rate
071159 Auto Diagnostic	36	5,734	21.60	1	35	36	20	14	1				1		36	14	10	71%	17	93%
071165 Basic Mechatronics	31	8,824	20.07	2	29	31	16	11					4		31	33	4	12%	12	100%
071166 Adv. Mechatronics	3	1,328	2.20	0	3	3	1	2							3	2	0	0%	6	100%
071168 Adv. Pipe Welding	25	10,800	20.00	0	25	25	11	13					1		25	24	0	0%	21	100%
071180 Human Services	29	4,304	17.20	25	4	29	23	4					2		29	23	2	9%	12	92%
071181 Massage Therapy	22	11,312	17.80	16	6	22	7	14					1		22	14	0	0%	13	92%
071237 Basic Mach & CNC Fund	21	8,136	14.00	1	20	21	14	4					3		21	24	3	13%	7	100%
071238 Pharmacy Tech	18	5,840	12.00	15	3	18	6	10					2		18	13	2	15%	1	100%
70275 Ind Elect/Electronics																				
Certificate Totals	606	148,754	374.47	238	368	606	320	235	6	1	1	3	39	1	606	1836	77	4%	471	
Major	No. Of Students	Contact Hours	CR/15 F.T.E.																	
006100 CAREER DEV	389	30,964	162.07	251	138	389	102	257	11	3		6	8	2	389	315	9	3%		
Grand Totals	4,577	817,558	2,662.67	3112	1465	4577	2103	2076	98	14	3	43	208	32	4577				859	92%

Central Carolina Technical College
 Fall Open Enrollment by Division
 For Years 2012 through 2016

Division	Fall 2012	Fall 2013	Fall 2014	Fall 2015	Fall 2016
Business & Public Service	1383	1351	1149	1005	904
General Education	1908	1864	1561	1474	1365
Health Science	468	360	345	320	327
Industrial & Engineering Technology	429	439	345	322	324
Career Development	389	442	563	541	659
Total Enrollment	4577	4456	3963	3662	3579

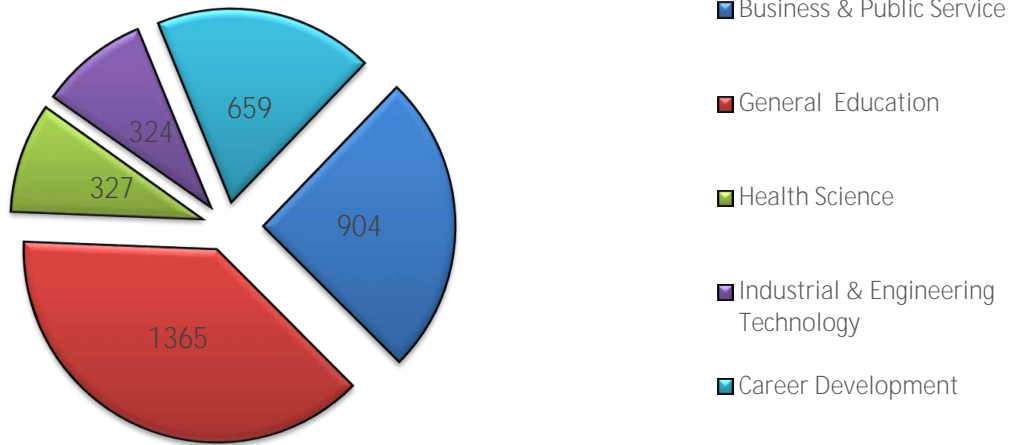
Central Carolina Technical College
 Fall Open Enrollment by Division
 For Years 2012 through 2016



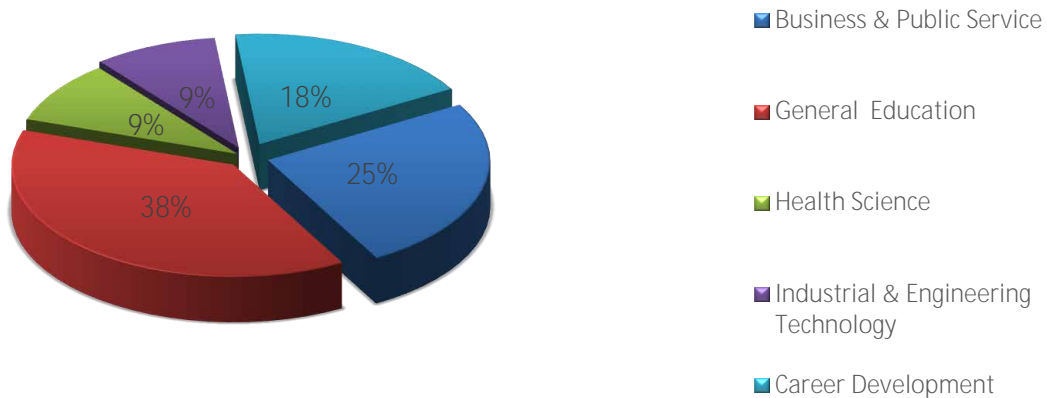
Central Carolina Technical College Enrollment by Division

	Fall 2016	Percentage
Business & Public Service	904	25%
General Education	1365	38%
Health Science	327	9%
Industrial & Engineering Technology	324	9%
Career Development	659	18%
Total Enrollment	3579	100%

CENTRAL CAROLINA TECHNICAL COLLEGE
FALL 2016 OPEN ENROLLMENT BY DIVISION

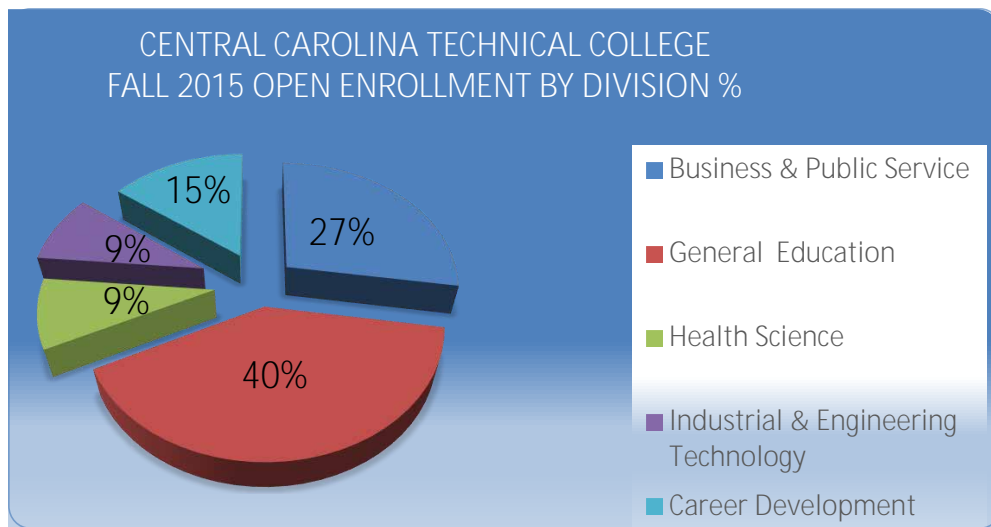
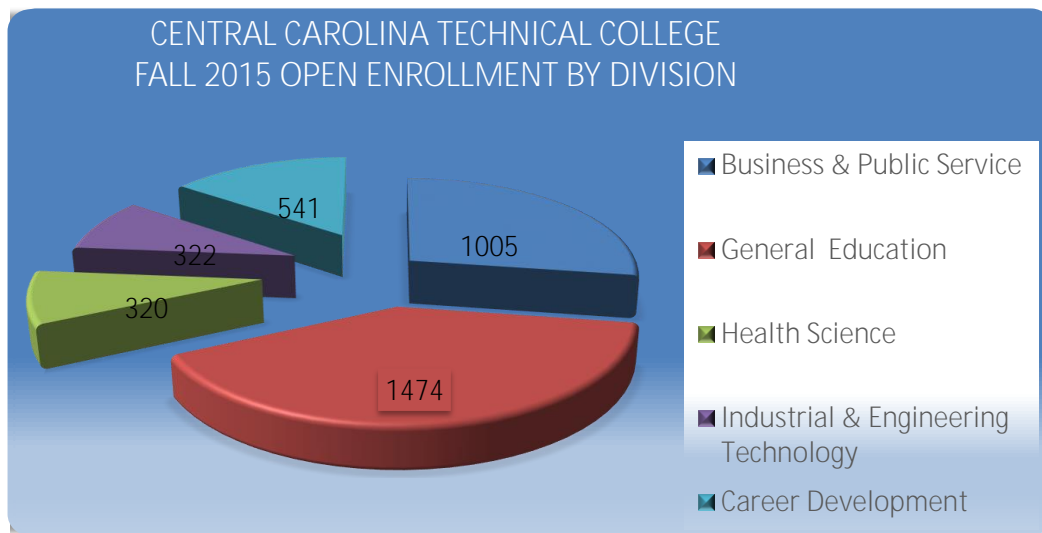


CENTRAL CAROLINA TECHNICAL COLLEGE
FALL 2016 OPEN ENROLLMENT BY DIVISION %



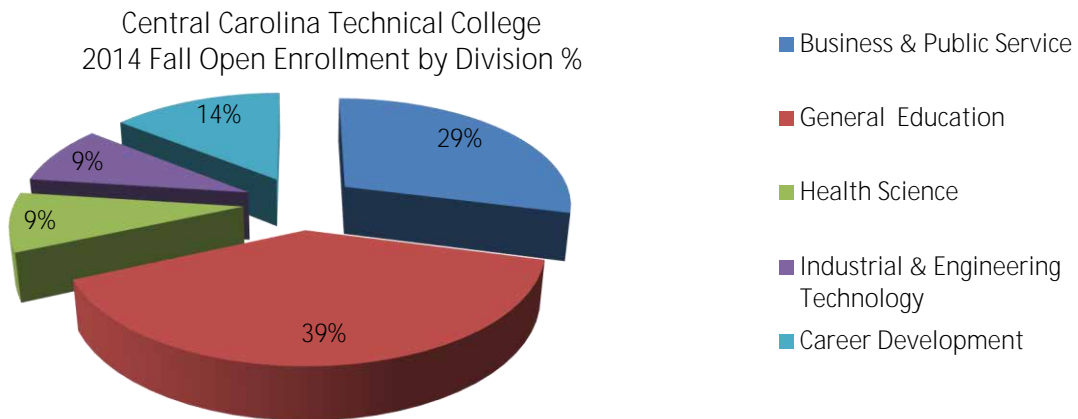
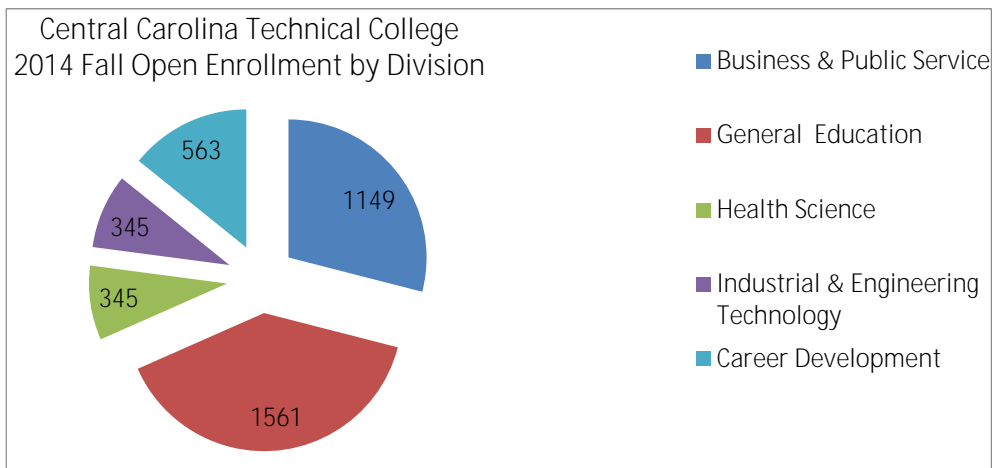
Central Carolina Technical College Enrollment by Division

	Fall 2015	Percentage
Business & Public Service	1005	27%
General Education	1474	40%
Health Science	320	9%
Industrial & Engineering Technology	322	9%
Career Development	541	15%
Total Enrollment	3662	100%



Central Carolina Technical College

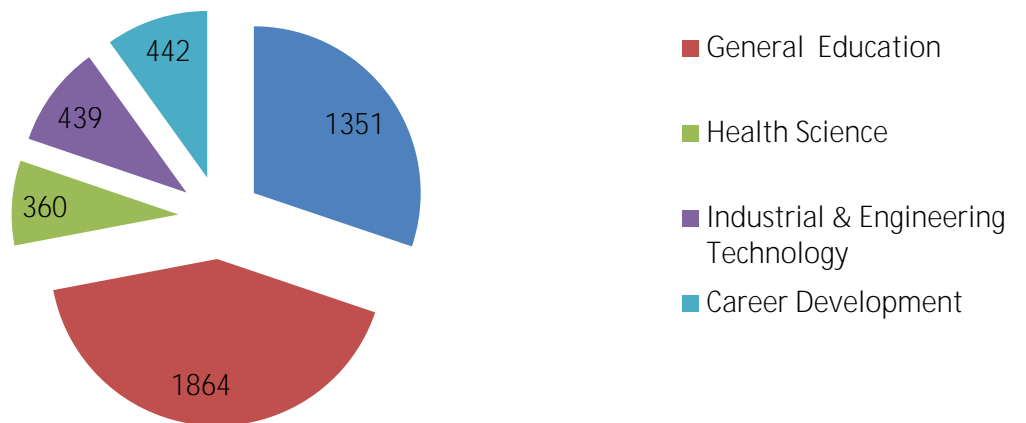
Enrollment by Division	Fall 2014	Percentage
Business & Public Service	1149	29%
General Education	1561	39%
Health Science	345	9%
Industrial & Engineering Technology	345	9%
Career Development	563	14%
Total Enrollment	3963	100%



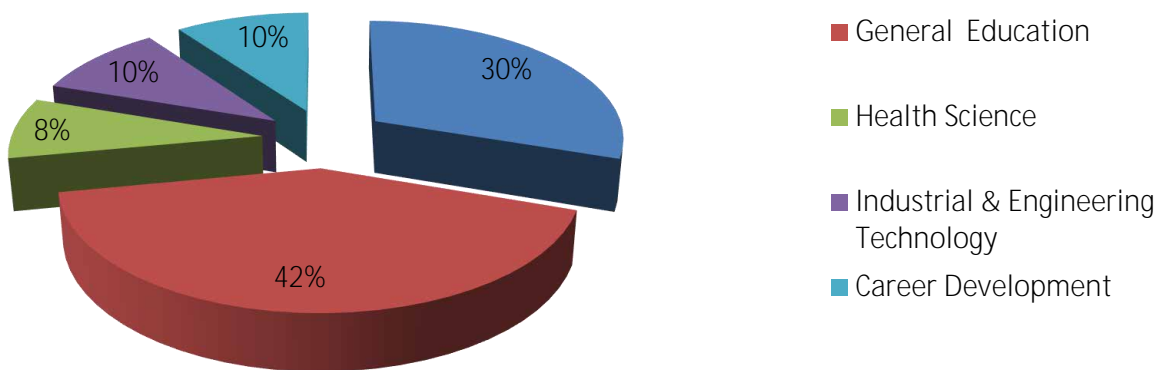
Central Carolina Technical College Enrollment by Division

	Fall 2013	Percentage
Business & Public Service	1351	30%
General Education	1864	42%
Health Science	360	8%
Industrial & Engineering Technology	439	10%
Career Development	442	10%
Total Enrollment	4456	100%

Central Carolina Technical College
2013 Fall Open Enrollment by Division



Central Carolina Technical College
2013 Fall Open Enrollment by Division %



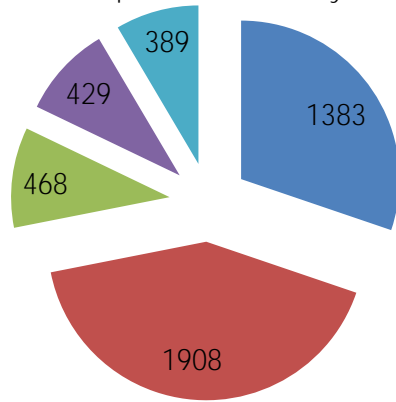
Central Carolina Technical College

Enrollment by Division

Fall 2012 Percentage

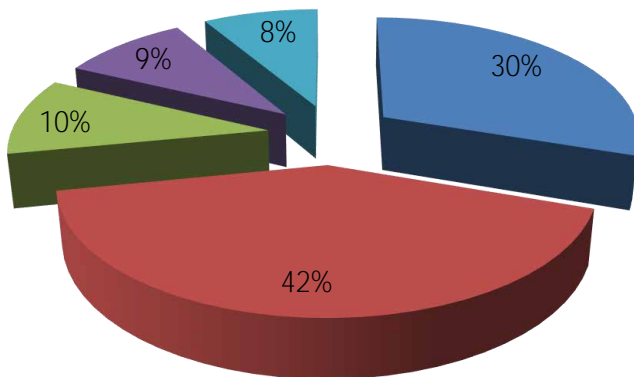
Business & Public Service	1383	30%
General Education	1908	42%
Health Science	468	10%
Industrial & Engineering Technology	429	9%
Career Development	389	8%
Total Enrollment	4577	100%

Central Carolina Technical College
2012 Fall Open Enrollment by Division



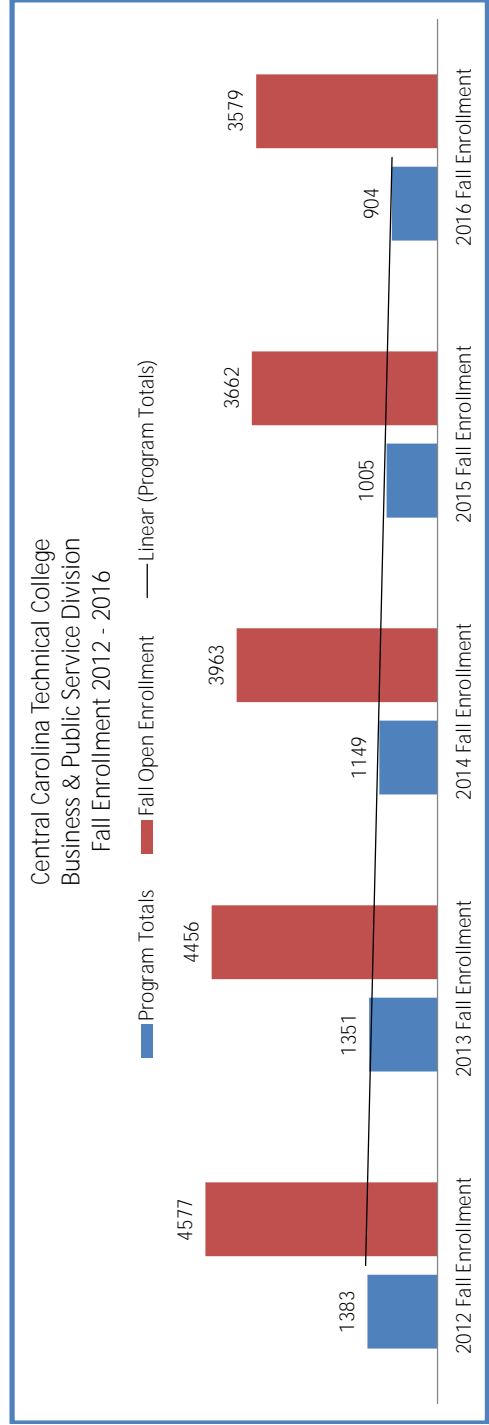
- Business & Public Service
- General Education
- Health Science
- Industrial & Engineering Technology
- Career Development

Central Carolina Technical College
2012 Fall Open Enrollment by Division %



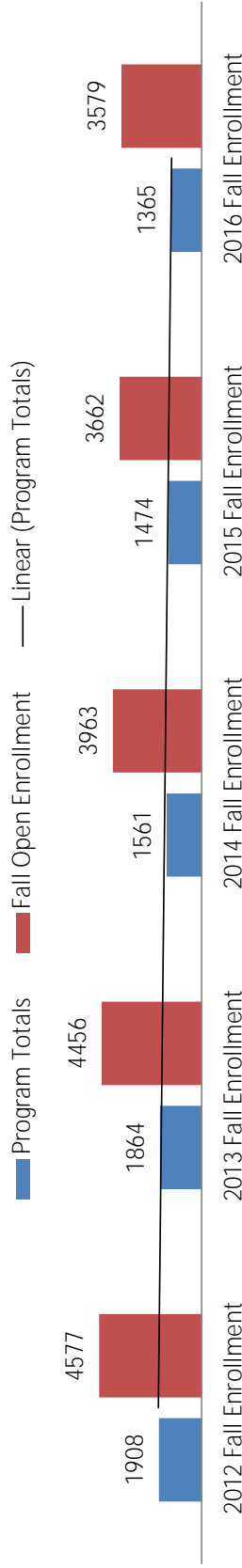
- Business & Public Service
- General Education
- Health Science
- Industrial & Engineering Technology
- Career Development

Business & Public Service Division	2012 Fall Enrollment	2013 Fall Enrollment	2014 Fall Enrollment	2015 Fall Enrollment	2016 Fall Enrollment
Accounting Associate (35002)	94	86	72	70	73
Administrative Office Technology (35007)	103	79	64	41	38
Management (35030)	239	237	198	177	161
Computer Technology (35104)	185	179	172	143	130
Environmental Engineering Tech (35408)	34	44	44	26	31
Natural Resource Management (35426)	49	49	42	36	27
Human Services Associate (35501)	153	177	144	144	128
Criminal Justice (35505)	158	166	128	130	96
ECD Associate (35508)	167	163	148	142	122
Paralegal (35520)	58	63	42	34	41
Administrative Support (15041)	5	23	13	6	5
ECD Diploma (15508)	5	2	3	3	5
Internetworking (60649)	4	4	4	4	2
Infant & Toddler Care (60862)	2	3	5	2	2
ECD Certificate (70191)	17	11	12	4	9
Information Processing (70261)	13	3	5	2	3
Computer Specialist (70816)	32	21	16	10	4
Accounting Specialist (70847)	13	14	8	8	6
End User Support (71133)	1	0	0	0	0
Human Services Certificate (71180)	29	11	14	8	6
Water Operator (60944)	7	3	7	5	3
Wastewater Operator (60945)	8	5	4	10	5
Environmental Health & Safety (61023)	4	2	3	3	1
Gerontology (61037)	3	6	1	1	1
Cybersecurity (71328)					5
Program Totals	1383	1351	1149	1005	904
Fall Open Enrollment	4577	4456	3963	3662	3579
% of Bus & Public Service Fall Enrollment	30%	30%	29%	27%	25%

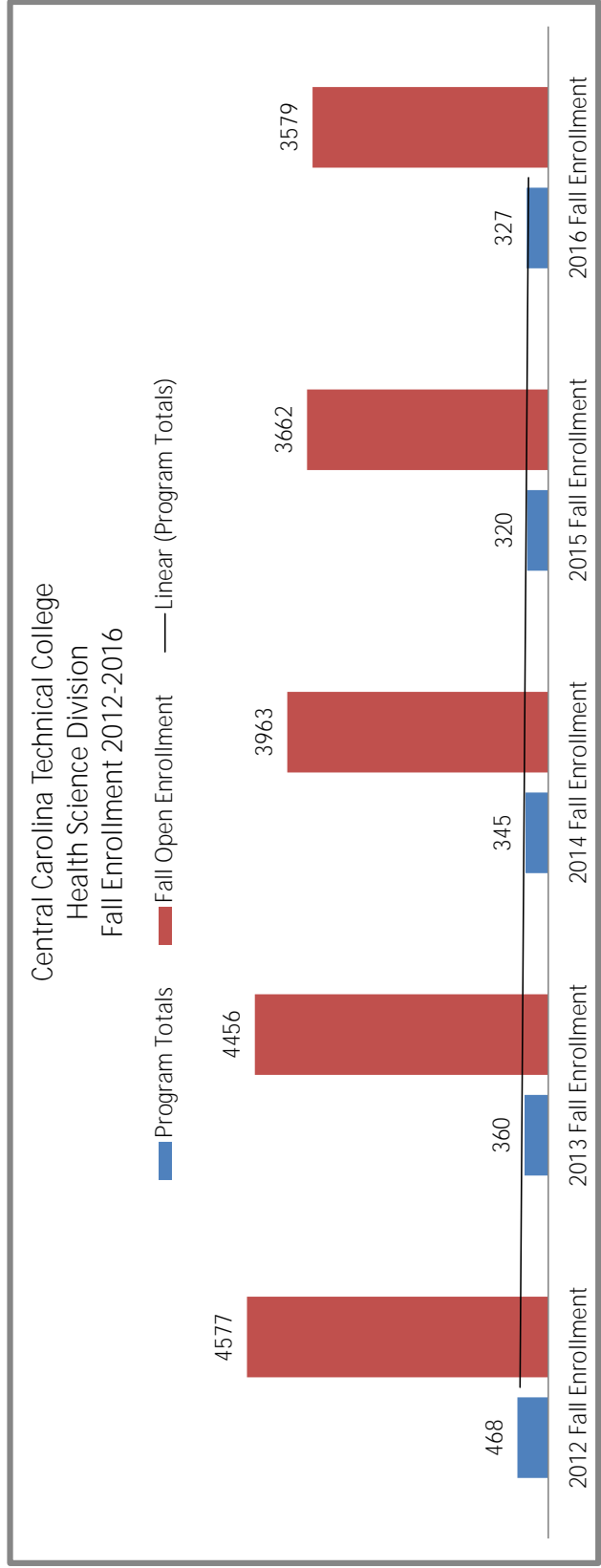


General Education Division	2012 Fall Enrollment	2013 Fall Enrollment	2014 Fall Enrollment	2015 Fall Enrollment	2016 Fall Enrollment
College Studies (60886)	13	0	0		0
Associate of Arts (45600)	1556	1603	1348	1272	1158
Associate of Science (55600)	338	261	213	202	207
General Studies (70686)	1	0	0		0
Interdisciplinary Studies (71073)	0	0	0		0
Program Totals	1908	1864	1561	1474	1365
Fall Open Enrollment	4577	4456	3963	3662	3579
% of Gen Ed Fall Enrollment	42%	42%	39%	40%	38%

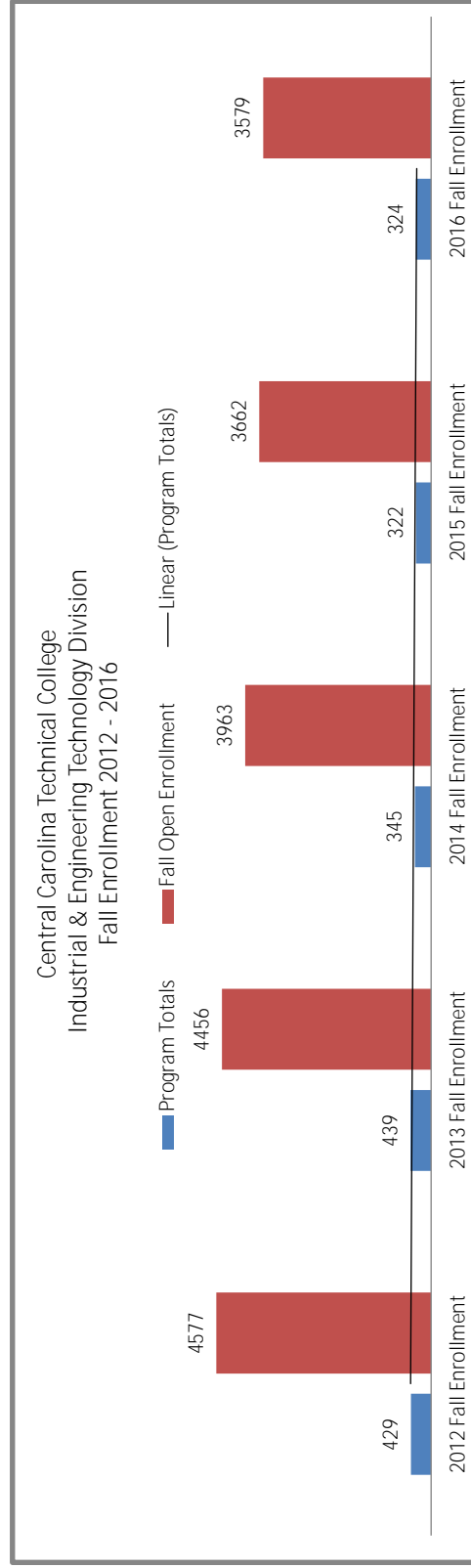
Central Carolina Technical College
 General Education Division
 Fall Enrollment 2012 - 2016



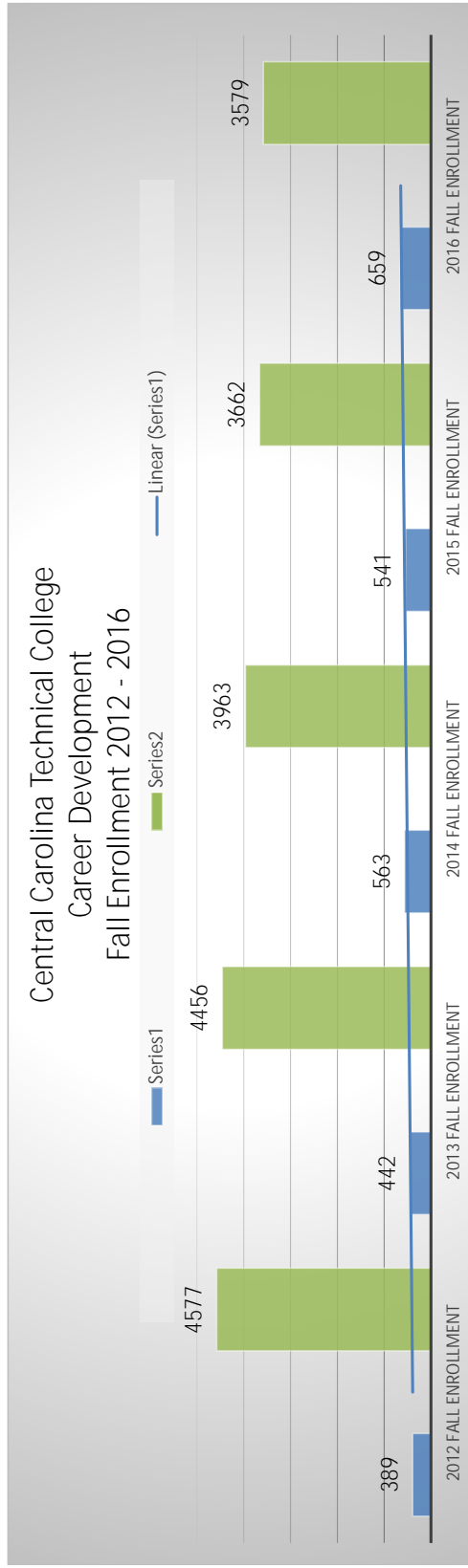
Health Science Division	2012 Fall Enrollment	2013 Fall Enrollment	2014 Fall Enrollment	2015 Fall Enrollment	2016 Fall Enrollment
Nursing RN (35208)	190	197	171	169	162
PN (15209)	27	25	22		0
Surgical Tech (15211)	23	15	22	22	19
Medical Assist (15214)	74	31	23	22	25
Certified Nursing Assist (71291)			33	36	26
Emergency Medical Tech (61038)	23	0	0		0
Pre-Occup/Physical Thpy (70557)	1	0	0		0
Pre-Dental Hygiene (70631)	2	0	0		0
Health Science Prep (70630)	8	0	0		0
Phlebotomy (71292)	0	0	0		13
Medical Record Coding (71088)	80	64	38	24	29
Massage Therapy (71181)	22	13	20	21	22
Pharmacy Technician (71238)	18	15	16	13	11
Pre-Pharmacy (70762)			0		0
Cardiac Care Monitoring Tech(71290)				13	0
Medical Office (71327)					20
Program Totals	468	360	345	320	327
Fall Open Enrollment	4577	4456	3963	3662	3579
% of Health Sci Fall Enrollment	10%	8%	9%	9%	9%



Industrial & Engineering Technology Division	2012 Fall Enrollment	2013 Fall Enrollment	2014 Fall Enrollment	2015 Fall Enrollment	2016 Fall Enrollment
Engineering Graphics Tech Associate (353003)	58	73	57	55	59
General Technology (35318)	66	73	70	80	63
Electronics Tech (Associate) (35367)	0	0	0	0	0
Machine Tool Operator (70389)	0	0	0	0	0
BHAC (70808)	59	45	44	19	28
Welding (70810)	103	106	63	57	68
Advanced A/C & Heating (70970)	4	5	0	9	3
Auto Technology (71158)	23	39	29	1	32
Auto Diagnostic Technology (71159)	36	19	13	38	1
Basic Mechatronics (71165)	31	38	27	38	39
Advanced Mechatronics (71166)	3	3	1	1	1
Advanced Pipe Welding (71168)	25	17	19	12	21
Basic Machine CNC Fundamentals (71237)	21	21	22	12	9
Machine Tool Diploma (15370)	0	0	0	0	0
Program Totals	429	439	345	322	324
Fall Open Enrollment	4577	4456	3963	3662	3579
% of Industrial & Engineering Tech Fall Enrollment	9%	10%	9%	9%	9%



Career Development (06100)	2012 Fall Enrollment	2013 Fall Enrollment	2014 Fall Enrollment	2015 Fall Enrollment	2016 Fall Enrollment
Program Totals	389	442	563	541	659
Fall Open Enrollment	4577	4456	3963	3662	3579
% of Career Dev Fall Enrollment	8%	10%	14%	15%	18%



SECTION FOUR:

**RETENTION, TRANSFER
GRADUATION/SUCCESS RATES,
COLLEGE MEANS**

Cohort of Full-time, First-time, Degree-Seeking Freshman

Retained from Fall to Fall

Opening Fall, First-time, Degree Seeking Freshman, Retention Rates:		
Fall 2004 Enrolled 330	Fall 2005 Retained 149	Retention % 48.1%
Fall 2005 Enrolled 307	Fall 2006 Retained 153	Retention % 53.4%
Fall 2006 Enrolled 262	Fall 2007 Retained 135	Retention % 54.2%
Fall 2007 Enrolled 338	Fall 2008 Retained 161	Retention % 50%
Fall 2008 Enrolled 308	Fall 2009 Retained 170	Retention % 60.6%
Fall 2009 Enrolled 472	Fall 2010 Retained 211	Retention % 51.3%
Fall 2010 Enrolled 543	Fall 2011 Retained 261	Retention % 54.6%
Fall 2011 Enrolled 506	Fall 2012 Retained 223	Retention % 48.6%
Fall 2012 Enrolled 444	Fall 2013 Retained 201	Retention % 48.9%
Fall 2013 Enrolled 399	Fall 2014 Retained 185	Retention % 51.6%
Fall 2014 Enrolled 402	Fall 2015 Retained 186	Retention % 53.5%
Fall 2015 Enrolled 485	Fall 2016 Retained 243	Retention % 53.4%

Source: CHE/Data&Publication/Higher Education Data/Search the CHE Document Catalog for More Data/Retention/ENR0001 Retention of Full-time, First-time, Degree Seeking Freshman (Fall to Fall, Retained, Not Graduated)

South Carolina Technical College System
Enterprise Decision Support System
Student Retention By Curriculum

College: Central Carolina Technical College Report Year: 2015 - 2016 Degree: <All> Curriculum: <All> Cluster: <All>

Code	Curriculum Name	Enrolled 2015	Enrolled 2016	Retention Rate
006100	CAREER DEVELOPMENT	541	106	20%
	Non-degree seeking	541	106	20%
045600	Associate In Arts	1,272	376	30%
035030	Management	177	69	39%
035501	Human Services	144	62	43%
055600	Associate In Science	202	56	28%
035508	Early Care And Education	142	52	37%
035208	Nursing (Adn)	169	51	30%
035505	Criminal Justice Technology	130	47	36%
035104	Computer Technology	143	39	27%
035303	Engineering Graphics Technology	55	28	51%
035318	General Technology	80	28	35%
035002	Accounting	70	25	36%
035007	Administrative Office Technology	41	14	34%
035520	Paralegal	34	10	29%
035426	Natural Resources Management	36	9	25%
035408	Environmental Engineering Technology	26	4	15%
	Degree	2,721	870	32%
015041	Administrative Support	6	1	17%
015214	Medical Assisting	22	1	5%
015508	Early Childhood Development	3	1	33%
015211	Surgical Technology	22	0	0%
	Diploma	53	3	6%
070808	Basic Air Conditioning And Heating	19	4	21%
070810	Welding	57	3	5%
071180	Human Services	8	3	38%
071181	Massage Therapy	21	3	14%
071291	Certified Nursing Assistant	36	3	8%
070191	Early Childhood Development	4	2	50%
070847	Accounting Specialist	8	2	25%
071165	Basic Mechatronics	38	2	5%
070816	Computer Specialist	10	1	10%
071158	Automotive Technology	1	1	100%
071238	Pharmacy Technician	13	1	8%

Monday, April 03, 2017

9:48 AM

Note: The analysis does not include those students who may have graduated

South Carolina Technical College System
Enterprise Decision Support System
Student Retention By Curriculum

College: Central Carolina Technical College Report Year: 2015 - 2016 Degree: <All> Curriculum: <All> Cluster: <All>

060862	Infant and Toddler Care	2	0	0%
060944	Water Operator	5	0	0%
060945	Wastewater Operator	10	0	0%
061023	Environmental Health and Safety	3	0	0%
061037	Gerontology	1	0	0%
070261	Information Processing	2	0	0%
070970	Advanced Air Conditioning and Heating	9	0	0%
071088	Medical Record Coding Certificate	24	0	0%
071159	Automotive Diagnostic Technology	38	0	0%
071166	Advanced Mechatronics	1	0	0%
071168	Advanced Pipe Welding	12	0	0%
071237	Basic Machining and CNC Fundamentals	12	0	0%
071290	Cardiac Care Monitoring Technician	13	0	0%
	Certificate	347	25	7%
	Grand Total	3,662	1,004	27%

Retention trend for fall. Provides a retention rate for students who remained in the same program (Curriculum) from a given Fall Semester through the next Fall.

Monday, April 03, 2017

9:48 AM

Note: The analysis does not include those students who may have graduated

Central Carolina Technical College
Student Retention By Curriculum
Open Fall 2014 to Open Fall 2015

Code	Curriculum Name	Enrolled 2014	Enrolled 2015	Retention Rate
006100	CAREER DEVELOPMENT	563	64	11%
	Non-degree seeking	563	64	11%
045600	Associate In Arts	1,348	397	29%
035501	Human Services	144	74	51%
035030	Management	198	68	34%
035104	Computer Technology	172	54	31%
035508	Early Care And Education	148	53	36%
055600	Associate In Science	213	53	25%
035208	Nursing (Adn)	171	51	30%
035505	Criminal Justice Technology	128	50	39%
035318	General Technology	70	23	33%
035303	Engineering Graphics Technology	57	21	37%
035002	Accounting	72	20	28%
035007	Administrative Office Technology	64	18	28%
035426	Natural Resources Management	42	18	43%
035520	Paralegal	42	14	33%
035408	Environmental Engineering Technology	44	11	25%
	Degree	2,913	925	32%
015041	Administrative Support	13	1	8%
015508	Early Childhood Development	3	1	33%
015209	Nursing (Pn)	22	0	0%
015211	Surgical Technology	22	0	0%
015214	Medical Assisting	23	0	0%
	Diploma	83	2	2%
071180	Human Services	14	4	29%
070191	Early Childhood Development	12	2	17%
070816	Computer Specialist	16	2	13%
071088	Medical Record Coding Certificate	38	2	5%
071165	Basic Mechatronics	27	2	7%
071181	Massage Therapy	20	2	10%
061037	Gerontology	1	1	100%

Tuesday, June 14, 2016

12:51 PM Note: The analysis does not include those students who may have graduated Retention trend for fall. Provides a retention rate for students who remained in the same program (Curriculum) from a given Fall Semester through next Fall.

**Central Carolina Technical College
Student Retention By Curriculum
Open Fall 2014 to Open Fall 2015**

070808	Basic Air Conditioning And Heating	44	1	2%
070810	Welding	63	1	2%
071237	Basic Machining and CNC Fundamentals	22	1	5%
071291	Certified Nursing Assistant	33	1	3%
060649	Internetworking	4	0	0%
060862	Infant and Toddler Care	5	0	0%
060944	Water Operator	7	0	0%
060945	Wastewater Operator	4	0	0%
061023	Environmental Health and Safety	3	0	0%
070261	Information Processing	5	0	0%
070847	Accounting Specialist	8	0	0%
071158	Automotive Technology	29	0	0%
071159	Automotive Diagnostic Technology	13	0	0%
071166	Advanced Mechatronics	1	0	0%
071168	Advanced Pipe Welding	19	0	0%
071238	Pharmacy Technician	16	0	0%
	Certificate	404	19	5%
	Grand Total	3,963	1,010	25%

Tuesday, June 14, 2016

12:51 PM

Note: The analysis does not include those students who may have graduated

Central Carolina Technical College
Student Retention By Curriculum
Open Fall 2013 to Open Fall 2014

Code	Curriculum Name	Enrolled Fall 2013	Enrolled Fall 2014	Retention Rate
006100	CAREER DEVELOPMENT	442	48	11%
	Non-degree seeking	442	48	11%
045600	Associate In Arts	1,603	452	28%
035030	Management	237	79	33%
035501	Human Services	177	67	38%
035508	Early Care And Education	163	65	40%
055600	Associate In Science	261	64	25%
035104	Computer Technology	179	58	32%
035505	Criminal Justice Technology	166	53	32%
035208	Nursing (Adn)	197	43	22%
035007	Administrative Office Technology	79	29	37%
035002	Accounting	86	27	31%
035303	Engineering Graphics Technology	73	23	32%
035408	Environmental Engineering Technology	44	20	45%
035426	Natural Resources Management	49	17	35%
035520	Paralegal	63	14	22%
035318	General Technology	73	13	18%
	Degree	3,450	1,024	30%
015214	Medical Assisting	31	3	10%
015041	Administrative Support	23	2	9%
015209	Nursing (Pn)	25	2	8%
015211	Surgical Technology	15	1	7%
015508	Early Childhood Development	2	0	0%
	Diploma	96	8	8%
070808	Basic Air Conditioning And Heating	45	10	22%
071088	Medical Record Coding Certificate	64	9	14%
070810	Welding	106	5	5%
071165	Basic Mechatronics	38	5	13%
070816	Computer Specialist	21	4	19%
060862	Infant and Toddler Care	3	2	67%
070191	Early Childhood Development	11	2	18%
071158	Automotive Technology	39	2	5%
071237	Basic Machining and CNC Fundamentals	21	2	10%
070261	Information Processing	3	1	33%
071159	Automotive Diagnostic Technology	19	1	5%
071166	Advanced Mechatronics	3	1	33%
071180	Human Services	11	1	9%
071181	Massage Therapy	13	1	8%
060649	Internetworking	4	0	0%
060944	Water Operator	3	0	0%
060945	Wastewater Operator	5	0	0%
061023	Environmental Health and Safety	2	0	0%

July 16, 2015

Note: The analysis does not include those students who may have graduated

Central Carolina Technical College
Student Retention By Curriculum
Open Fall 2013 to Open Fall 2014

061037	Gerontology	6	0	0%
070847	Accounting Specialist	14	0	0%
070970	Advanced Air Conditioning and Heating	5	0	0%
071168	Advanced Pipe Welding	17	0	0%
071238	Pharmacy Technician	15	0	0%
	Certificate	468	46	10%
	Grand Total	4,456	1,126	25%

EDSS_ST_ENR115

Retention trend for fall. Provides a retention rate for students who remained in the same program (Curriculum) from a given Fall Semester through the next Fall.

Central Carolina Technical College
Students Retained from Fall to Spring
2010 Open Fall to 2015 Open Spring Enrollment

<i>Fall to Spring Enrollment</i>	<i>Percentage of Students Retained</i>
2010 to 2011	71%
2011 to 2012	69%
2012 to 2013	68%
2013 to 2014	67%
2014 to 2015	68%

Source: 2010 -2015- [tweb.sctechsystem.edu/Fact book/Retention Completion & Graduation/](http://tweb.sctechsystem.edu/Fact%20book/Retention%20Completion%20&%20Graduation/)

(SCTCS All Open Enrollment Students Fall to Spring Persistence by College Fall 2010 to Spring 2015)
 Fall-to-Spring Persistence includes spring enrollment or fall graduation of the student at the same institution. This number does not include students who transfer out.

**Central Carolina Technical College
Open Enrollment of All Students Fall to Spring Persistence
Fall 2010 to Spring 2015**

Open Enrollment Students Fall to Spring	ENROLLED	RETAINED	PERCENT
FALL 2010 TO SPRING 2011	4,382	3,116	71%
FALL 2011 TO SPRING 2012	4,522	3,098	69%
FALL 2012 TO SPRING 2013	4,577	3,096	68%
FALL 2013 TO SPRING 2014	4,456	2,996	67%
FALL 2014 TO SPRING 2015	3,963	2,704	68%

Fall-to-Spring Persistence includes spring enrollment or fall graduation of the student at the same institution.

This number does not include students who transfer out.

Source: [tweb/ Data&Reporting/ Factbook/ Completion & Graduation/Persistence & Retention](#)

Central Carolina Technical College
 Student Retention by Program
 (Excludes high school students taking college courses.)
 Fall 2016 Open to Spring 2017 Open

Associate Degrees	No. of Students Enrolled Fall 2016 Open	No. of Students Enrolled Spring 2017 Open	Retention Rates
035002 Accounting	73	49	67%
035007 Administrative Office Technology	38	29	76%
035030 Management	161	105	65%
035104 Computer Technology	130	106	82%
035208 Nursing (Adn)	162	151	93%
035303 Engineering Graphics Technology	59	52	88%
035318 General Technology	63	55	87%
035408 Environmental Engineering	31	23	74%
035426 Natural Resources Management	27	20	74%
035501 Human Services	128	97	76%
035505 Criminal Justice Technology	96	69	72%
035508 Early Care And Education	122	85	70%
035520 Paralegal	41	31	76%
045600 Associate In Arts	1158	837	72%
055600 Associate In Science	207	149	72%
Associate Total	2496	1858	74%
Diplomas	No. of Students Enrolled Fall 2016 Open	No. of Students Enrolled Spring 2017 Open	Retention Rates
015041 Administrative Support	5	3	60%
015211 Surgical Technology	19	17	89%
015214 Medical Assisting	25	21	84%
015508 Early Childhood Development	5	1	20%
Diploma Total	54	42	78%
Certificates	No. of Students Enrolled Fall 2016 Open	No. of Students Enrolled Spring 2017 Open	Retention Rates
060649 Internetworking	2	1	50%
060862 Infant and Toddler Care	2	2	100%
060944 Water Operator	3	1	33%
060945 Wastewater Operator	5	2	40%
061023 Environmental Health and Safety	1		0%
061037 Gerontology	1	1	100%
070191 Early Childhood Development	9	5	56%
070261 Information Processing	3	1	33%
070808 Basic Air Conditioning And Heating	28	20	71%
070810 Welding	68	55	81%
070816 Computer Specialist	4	2	50%

070847 Accounting Specialist	6		5		83%
070970 Advanced Air Conditioning and	3		2		67%
071088 Medical Record Coding Certificate	29		22		76%
071158 Automotive Technology	32		23		72%
071159 Automotive Diagnostic Technology	1				0%
071165 Basic Mechatronics	39		29		74%
071166 Advanced Mechatronics	1		1		100%
071168 Advanced Pipe Welding	21		20		95%
071180 Human Services	6		4		67%
071181 Massage Therapy	22		10		45%
071237 Basic Machining and CNC	9		8		89%
071238 Pharmacy Technician	11		11		100%
071291 Certified Nursing Assistant	26		19		73%
071292 Phlebotomy	13		6		46%
071327 Medical Office Administrative	20		15		75%
071328 Cybersecurity	5		3		60%
Certificates Total	370		268		72%
Career Development	No. of Students Enrolled Fall 2016 Open		No. of Students Enrolled Spring 2017 Open		Retention Rates
006100 CAREER DEVELOPMENT	48		12		25%
Career Development Total	48		12		25%
	2968		2180		73%

Source: EDSS ST ENR 115ES Fall 2016 retained Spring 2017, excludes High School Students taking college courses

Central Carolina Technical College
 Student Retention by Program, Gender & Ethnicity (Excludes high school students taking college courses.)
 2016 Fall Open to 2017 Spring Open

	Female Enrollment By Ethnicity											Male Enrollment By Ethnicity								
	No. of Students Retained	Female Enrolled	Hispanic/Latino	Am. Indian/Alaska Native	Asian	Black or Afr. Am.	Native Hawaiian/Pac Islander	White	Unknown	2 or More Races	Male Enrolled	Hispanic/Latino	Am. Indian/Alaska Native	Asian	Black or Afr. Am.	Native Hawaiian/Pac Islander	White	Unknown	2 or More Races	
Associate Degrees																				
035002 Accounting	49	37			1	21		13	1	1	12	2					2			1
035007 Administrative Office Technology	29	27	1			19	6	1			2			1						
035030 Management	105	67	2			44	18	1	2	38	1						22			
035104 Computer Technology	106	25			1	18	6			81	3						36	2		1
035208 Nursing (Adn)	151	133	4		2	32	91	2	2	18							13			
035303 Engineering Graphics Technology	52	12				3	7		2	40	1				20	1	16	1		1
035318 General Technology	55	4				1	3			51				1			36	2		1
035408 Environmental Engineering Technology	23	7				1	6			16					6		8	1		1
035426 Natural Resources Management	20	8					8			12							12			
035501 Human Services	97	91				54	30	4	3	6					3		3			
035505 Criminal Justice Technology	69	38	1		1	27	7	1	1	31	2				16		13			
035508 Early Care And Education	85	83				56	23	1	3	2					1		1			
035520 Paralegal	31	27	2			12	12	1		4					2		1	1		
045600 Associate In Arts	837	694	24	3	4	337	300	11	15	143	4	1		64		64	5			5
055600 Associate In Science	149	85	3			27	49	2	4	64	5			1	15		39	1		3
Associate Totals	1858	1338	37	3	9	652	579	25	33	520	18	1	3	205	1	266	13			13
Diplomas	No. of Students Retained	Female Enrolled	Hispanic/Latino	Am. Indian/Alaska Native	Asian	Black or Afr. Am.	Native Hawaiian/Pac Islander	White	Unknown	2 or More Races	Male Enrolled	Hispanic/Latino	Am. Indian/Alaska Native	Asian	Black or Afr. Am.	Native Hawaiian/Pac Islander	White	Unknown	2 or More Races	
015041 Administrative Support	3	3						2		1										
015211 Surgical Technology	17	15				5	10			2					2					
015214 Medical Assisting	21	20	2			9	9			1					1					
015508 Early Childhood Development	1	1				1														
Diploma Totals	42	39	2	0	0	15	0	21	0	1	3	0	0	0	3	0	0	0	0	0

Certificates	No. of Students Retained	Female Enrolled	Hispanic/Latino	Am. Indian/Alaska Native	Asian	Black or Afr. Am.	Native Hawaiian/Pac Islander	White	Unknown	2 or More Races	Male Enrolled	Hispanic/Latino	Am. Indian/Alaska Native	Asian	Black or Afr. Am.	Native Hawaiian/Pac Islander	White	Unknown	2 or More Races
060649 Internetworking	1										1				1				
060862 Infant and Toddler Care	2	2				1		1											
060944 Water Operator	1										1						1		
060945 Wastewater Operator	2										2						2		
061023 Environmental Health and Safety																			
061037 Gerontology	1	1						1											
070191 Early Childhood Development	5	3				3					2				2				
070261 Information Processing	1	1				1													
070808 Basic Air Conditioning And Heating	20										20	1			11		8		
070810 Welding	55	4				1		3			51	2			20		28	1	
070816 Computer Specialist	2										2				1		1		
070847 Accounting Specialist	5	4				3		1			1				1				
070970 Advanced Air Conditioning and Heating	2										2				1				1
071088 Medical Record Coding Certificate	22	21				9		11		1	1						1		
071158 Automotive Technology	23	3	1			1		1			20	2		1	9		8		
071159 Automotive Diagnostic Technology																			
071165 Basic Mechatronics	29	3				1		1	1		26			11		15			
071166 Advanced Mechatronics	1										1						1		
071168 Advanced Pipe Welding	20	1						1			19	2		6		11			
071180 Human Services	4	4				3		1											
071181 Massage Therapy	10	8				7		1			2			1		1			
071237 Basic Machining and CNC Fundamentals	8										8				4		3	1	
071238 Pharmacy Technician	11	10				3		6		1	1	1							
071291 Certified Nursing Assistant	19	18				9		7	1	1	1			1					
071292 Phlebotomy	6	6				3		3											

	No. of Students Retained	Female Enrolled	Am. Hispanic/Latino	Am. Indian/Alaska Native	Asian	Black or Afr. Am.	Native Hawaiian/Pac Islander	White	Unknown	2 or More Races	Male Enrolled	Hispanic/Latino	Am. Indian/Alaska Native	Asian	Black or Afr. Am.	Native Hawaiian/Pac Islander	White	Unknown	2 or More Races	
Certificates																				
071327 Medical Office Administrative Assistant	15	14				7		6		1	1						1			
071328 Cybersecurity	3									4	3	1			1		1			
Certificates Totals	268	103	1	0	0	52	0	44	2	4	165	9	0	1	70	0	82	3	0	0
Career Development																				
006100 CAREER DEVELOPMENT	12	9				3		6			3						3			
Career Development Totals	12	9				3		6			3						3			
Totals	2180	1489	40	3	9	722	0	650	27	38	691	27	1	4	278	1	351	16	13	0

EDSS ST ENR 115ES Fall 2016 retained Spring 2017, excludes High School Students taking college courses

Central Carolina Technical College
 Student Retention by Program, Gender & Status
 2016 Fall Open to 2017 Spring Open

Associate Degrees	Enrollment Status										Registration Status													
	Enrollment Status					Registration Status					Enrollment Status					Registration Status								
	Female					Male					Female					Male								
No. of Students Retained	Female Enrolled	Full-time	Part-time	Continuing	First Time Freshman	Readmit	First Time Transfer	Transient	Male Enrolled	Full-time	Part-time	Continuing	First Time Freshman	Readmit	First Time Transfer	Transient	Female Enrolled	Full-time	Part-time	Continuing	First Time Freshman	Readmit	First Time Transfer	Transient
035002 Accounting	49	37	15	22	26	4	5	2	12	8	4	9	2	1			37	15	22	26	4	5	2	
035007 Administrative Office Technology	29	27	10	17	21	1	5		2	1	1			1			27	10	17	21	1	5		
035030 Management	105	67	30	37	46	13	7	1	38	15	23	23	10	3	2		67	30	37	46	13	7	1	
035104 Computer Technology	106	25	10	15	16	6	3		81	48	33	44	32	3	2		25	10	15	16	6	3		
035208 Nursing (Adn)	151	133	3	130	121		12		18	1	17	17		1			133	3	130	121		12		
035303 Engineering Graphics Technology	52	12	8	4	7	5			40	17	23	32	5	3			12	8	4	7	5			
035318 General Technology	55	4	3	1	3	1			51	33	18	50	1				4	3	1	3	1			
035408 Environmental Engineering Technology	23	7	3	4	6	1			16	9	7	10	3	3			7	3	4	6	1			
035426 Natural Resources Management	20	8	4	4	5	3			12	10	2	7	5				8	4	4	5	3			
035501 Human Services	97	91	28	63	73	10	7	1	6	1	5	5		1			91	28	63	73	10	7	1	
035505 Criminal Justice Technology	69	38	15	23	23	7	7	1	31	15	16	20	9	1	1		38	15	23	23	7	7	1	
035508 Early Care And Education	85	83	34	49	62	18	2	1	2		2	2					83	34	49	62	18	2	1	
035520 Paralegal	31	27	20	7	18	5	2	2	4	4		2	1				27	20	7	18	5	2	2	
045600 Associate In Arts	837	694	300	394	389	215	70	20	143	85	58	71	56	13	3		694	300	394	389	215	70	20	
055600 Associate In Science	149	85	42	43	45	29	10	1	64	39	25	31	28	1	4		85	42	43	45	29	10	1	
Associate Totals	1858	1338	525	813	861	318	130	29	520	286	234	323	153	31	13	0	1338	525	813	861	318	130	29	0
Diplomas	No. of Students Retained	Female Enrolled	Full-time	Part-time	Continuing	First Time Freshman	Readmit	First Time Transfer	Male Enrolled	Full-time	Part-time	Continuing	First Time Freshman	Readmit	First Time Transfer	Transient	Female Enrolled	Full-time	Part-time	Continuing	First Time Freshman	Readmit	First Time Transfer	Transient
015041 Administrative Support	3	3	2	1	2	1											3	2	1	2	1			
015211 Surgical Technology	17	15	15		13		2		2	2		2					15	15		13		2		
015214 Medical Assisting	21	20	20		17		3		1	1		1					20	20		17		3		

	No. of Students Retained		Full-time	Part-time	Continuing	First Time Freshman	Readmit	First Time Transfer	Transient	Male Enrolled	Full-time	Part-time	Continuing	First Time Freshman	Readmit	First Time Transfer	Transient	
	1	2																
015508 Early Childhood Development	1	1		1	1													
Diploma Totals	42	39	37	2	33	1	5	0	0	3	3	0	3	0	0	0	0	
Certificates																		
060649 Internetworking	1									1	1							
060862 Infant and Toddler Care	2	2		2	2													
060944 Water Operator	1									1		1			1			
060945 Wastewater Operator	2									2		2			1			
061023 Environmental Health and Safety																		
061037 Gerontology	1	1		1	1													
070191 Early Childhood Development	5	3	1	2	2	1				2		2	2					
070261 Information Processing	1	1		1	1													
070808 Basic Air Conditioning And Heating	20									20	7	13	9	6	4	1		
070810 Welding	55	4	4			4			51	31	20	10	32	6	3			
070816 Computer Specialist	2									2	1	1	2					
070847 Accounting Specialist	5	4	1	3	2					1		1	1					
070970 Advanced Air Conditioning and Heating	2									2		2	2					
071088 Medical Record Coding Certificate	22	21	10	11	19		2			1	1			1				
071158 Automotive Technology	23	3	2	1	2	1			20	9	11	10	8	1	1			
071159 Automotive Diagnostic Technology																		
071165 Basic Mechatronics	29	3		3	2	1			26	15	11	6	17	2	1			
071166 Advanced Mechatronics	1								1	1		1						
071168 Advanced Pipe Welding	20	1	1		1				19	19		18		1				
071180 Human Services	4	4	1	3	3	1												
071181 Massage Therapy	10	8	7	1	7	1			2	2		2						
071237 Basic Machining and CNC Fundamentals	8								8	7	1	3	2	3				

Certificates	No. of Students Retained		Full-time	Part-time	Continuing	First Time Freshman	Readmit	First Time Transfer	Transient	Male Enrolled	Full-time	Part-time	Continuing	First Time Freshman	Readmit	First Time Transfer	Transient	Male Enrolled	Full-time	Part-time	Continuing	First Time Freshman	Readmit	First Time Transfer	Transient	
	11	10																								
071238 Pharmacy Technician	11	10	9	1	8	1	1			1	1		1						1			1				
071291 Certified Nursing Assistant	19	18	7	11	16	1	1			1	1		1						1			1				
071292 Phlebotomy	6	6		6	6																					
071327 Medical Office Administrative Assistant	15	14	4	10	7	4	3			1			1						1			1				
071328 Cybersecurity	3									3			3						3			3				
Certificates Totals	268	103	47	56	79	15	9	0	0	165	96	69	72	67	20	6	0									
Career Development	No. of Students Retained	Female Enrolled	Full-time	Part-time	Continuing	First Time Freshman	Readmit	First Time Transfer	Transient	Male Enrolled	Full-time	Part-time	Continuing	First Time Freshman	Readmit	First Time Transfer	Transient	Male Enrolled	Full-time	Part-time	Continuing	First Time Freshman	Readmit	First Time Transfer	Transient	
006100 CAREER DEVELOPMENT	12	9		9	4	1		2	2	3		3	3													
Totals	2180	1489	609	880	977	335	144	31	2	691	385	306	401	220	51	19	0									

EDSS ST ENR 115ES Fall 2016 retained Spring 2017, excludes High School Students taking college courses

Central Carolina Technical College

Student Retention by Program

Students Retained from 2015 Fall Open to 2016 Spring Open

(Excludes high school students taking college courses.)

Associate Degree	No. of Students Enrolled Fall 2015 Open	No. of Students Enrolled Spring 2016 Open	Retention Rate
035002 Accounting	70	53	75.7%
035007 Administrative Office Technology	41	26	63.4%
035030 Management	177	123	69.5%
035104 Computer Technology	143	99	69.2%
035208 Nursing (Adn)	169	136	80.5%
035303 Engineering Graphics Tech	55	48	87.3%
035318 General Technology	80	68	85.0%
035408 Environmental Engineering Tech	26	18	69.2%
035426 Natural Resources Management	36	28	77.8%
035501 Human Services	144	111	77.1%
035505 Criminal Justice Technology	130	90	69.2%
035508 Early Care And Education	142	99	69.7%
035520 Paralegal	34	22	64.7%
045600 AA	1,272	866	68.1%
055600 AS	202	142	70.3%
ASSOCIATE TOTALS	2,721	1929	70.9%
Diploma	No. of Students Enrolled Fall 2015 Open	No. of Students Enrolled Spring 2016 Open	Retention Rate
015041 Administrative Support	6	3	50.0%
015209 Nursing (Pn)			
015211 Surgical Technology	22	20	90.9%
015214 Medical Assisting	22	21	95.5%
015508 Early Childhood Development	3	3	100.0%
DIPLOMA TOTALS	53	47	88.7%
Certificates	No. of Students Enrolled Fall 2015 Open	No. of Students Enrolled Spring 2016 Open	Retention Rate
60649 Internetworking			
60862 Infant & Toddler Care	2	2	100.0%
60886 College Studies			
60944 Water Operator	5	3	60.0%
060945 Wastewater Operator	10	6	60.0%
061023 Envir Health & Safety	3		0.0%
061037 Gerontology	1	1	100.0%
61043 Adv. CNC Programming			
070191 Early Childhood Dev	4	3	75.0%
070261 Information Processing	2		0.0%
70630 Health Science Prep			
070808 Basic HVAC	19	13	68.4%
070810 Welding	57	37	64.9%
070816 Computer Specialist	10	7	70.0%
070847 Accounting Specialist	8	5	62.5%
070970 Adv. Air Conditioning & Heat	9	7	77.8%
071088 Medical Record Coding	24	22	91.7%
71133 End User Support			
071158 Automotive Tech	1	1	100.0%
071159 Automotive Diagnostic	38	23	60.5%

	No. of Students Enrolled Fall 2015 Open	No. of Students Enrolled Spring 2016 Open	Retention Rate
071165 Basic Mechatronics	38	24	63.2%
071166 Adv. Mechatronics	1	1	100.0%
071168 Adv. Pipe Welding	12	10	83.3%
071180 Human Services	8	7	87.5%
071181 Massage Therapy	21	13	61.9%
071237 Basic Mach & CNC Fund	12	9	75.0%
071238 Pharmacy Technician	13	11	84.6%
071290 Cardiac Care Monitoring Tech	13	10	76.9%
071291 Certified Nursing Assistant	36	26	72.2%
CERTIFICATE TOTALS	347	241	69.5%
006100 CAREER DEV	60	16	26.7%
Career Development Totals:	60	16	26.7%
Central Carolina Technical College Totals:	3,181	2,233	70.2%

Source: EDSS ST ENR 115 F3 Fall Open 2015 to Spring Open 2016. Excludes high school students taking college

Student Retention by Program, Gender & Ethnicity

Students Retained from 2015 Fall Open to 2016 Spring Open (Excludes high school students taking college courses.)

Associate Degree	Female Enrollment By Ethnicity										Male Enrollment By Ethnicity												
	No. of Students Retained	Female Enrolled	Hispanic/Latino	Am. Indian/Alaska Native	Asian	Black or Afr. Am.	Native Hawaiian/Pac Islander	White	Alien	Unknown	2 or More Races	Male Enrolled	Hispanic/Latino	Am. Indian/Alaska Native	Asian	Black or Afr. Am.	Native Hawaiian/Pac Islander	White	Alien	Unknown	2 or More Races		
035002 Accounting	53	40	1				19	20				13	1					4					
035007 Administrative Office	26	26					19	7															
035030 Management	123	77	2				49	21				46					23	20				1	
035104 Computer Technology	99	14	1				10	3				85	1				44	36				1	
035208 Nursing (Adn)	136	130	4		2		31	91				6					6					1	
035303 Engineering Graphics Tech	48	7					2	4				41					19	21				1	
035318 General Technology	68	3					2	1				65	3				18	36				6	
035408 Environmental Engineering Tech	18	6					1	4				12					2	10				1	
035426 Natural Resources Management	28	9						9				19	1				1	17				1	
035501 Human Services	111	100	1				63	28				11					7	4				1	
035505 Criminal Justice Technology	90	53	1		1		34	14				37	2				14	21				1	
035508 Early Care And Education	99	97					65	29				2					1	1				1	
035520 Paralegal	22	19	1				9	9				3	1				1	1				1	
045600 AA	866	717	27	1	2		320	340				150	8				66	70				3	
055600 AS	142	81	3		1		24	50				60	2				10	41				1	
ASSOCIATE TOTALS	1929	1,379	41	1	6	648	1	630	31	21	550	19	8	288	214	13	8						
Diploma																							
015041 Administrative Support	3	3					2	1				0											
015209 Nursing (Pn)																							
015211 Surgical Technology	20	17					2	14				3					2					1	
015214 Medical Assisting	21	20					10	10				1										1	
015508 Early Childhood Development	3	3					2	1				0										1	
DIPLOMA TOTALS	47	43					16	26	1	2	4						2					2	
Certificates																							
60649 Internetworking																							
60862 Infant & Toddler Care	2	2						2				0											
60886 College Studies																							
60944 Water Operator	3	0										3					1	1				1	
60945 Wastewater Operator	6	0										6						4				2	
061023 Environ Health & Safety																							
061037 Gerontology	1	1					1					0											
61043 Adv. CNC Programming																							
070191 Early Childhood Dev	3	3	1				2					0											
070261 Information Processing																							
70630 Health Science Prep																							
070808 Basic HVAC	13	1					1	3				12					6	4				2	
070810 Welding	37	4					1	1				33	1				13	19				1	
070816 Computer Specialist	7	2					1	1				5	1				1	3				1	
070847 Accounting Specialist	5	4					1	3				1					1	1				1	
070970 Adv. Air Conditioning & Heat	7	0										7					4	3				1	
071088 Medical Record Coding	22	20	1				5	14				2										1	

Central Carolina Technical College
Student Retention by Program, Gender and Status
Students Retained from 2015 Fall Open to 2016 Spring Open (Excludes high school students taking college courses.)

Associate Degree	Female Enrollment By Ethnicity										Male Enrollment By Ethnicity									
	No. of Students Retained	Female Enrolled	Full-time	Part-time	Continuing	First Time Freshman	Readmit	First Time Transfer	Transient	Male Enrolled	Full-time	Part-time	Continuing	First Time Freshman	Readmit	First Time Transfer	Transient			
																		18	22	29
035002 Accounting	53	40	18	22	29	7	4			13	9	4	6	5	1	1				
035007 Administrative Office	26	26	21	5	21	4	1													
035030 Management	123	77	31	46	61	9	5	2	46	22	24	26	12	6	2	2				
035104 Computer Technology	99	14	7	7	9	2	2	1	85	56	29	51	26	5	3					
035208 Nursing (Adn)	136	130	2	128	118		10	2	6	1	5	6								
035303 Engineering Graphics Tech	48	7	5	2	6	1			41	21	20	24	13	3	1					
035318 General Technology	68	3	3		3				65	42	23	57	7	1						
035408 Environmental Engineering	18	6	6	6	6				12	6	6	10	1	1						
035426 Natural Resources	28	9	7	2	7	1	1		19	14	5	12	7							
035501 Human Services	111	100	23	77	84	8	6	2	11	4	7	10		1						
035505 Criminal Justice Technology	90	53	27	26	39	8	5	1	37	25	12	21	13	3						
035508 Early Care And Education	99	97	38	59	68	22	5	2	2	2				1						
035520 Paralegal	22	19	9	10	11	4	4		3	1	2	3								
045600 AA	866	717	277	440	408	206	81	22	149	70	79	78	53	10	8					
055600 AS	142	81	44	37	41	29	10	32	61	38	23	32	21	5	3					
ASSOCIATE TOTALS	1929	1,379	496	883	911	301	134	33	550	311	239	336	159	37	18					
Diploma	No. of Students Retained	Female Enrolled	Full-time	Part-time	Continuing	First Time Freshman	Readmit	First Time Transfer	Transient	Male Enrolled	Full-time	Part-time	Continuing	First Time Freshman	Readmit	First Time Transfer	Transient			
015041 Administrative Support	3	3		3	2		1													
015209 Nursing (Pn)																				
015211 Surgical Technology	20	17	17		17				3	3		3								
015214 Medical Assisting	21	20	19	1	17	3			1	1		1								
015508 Early Childhood Development	3	3	2	1	1	2														
DIPLOMA TOTALS	47	43	38	5	37	2	4		4	4		4								
Certificates	No. of Students Retained	Female Enrolled	Full-time	Part-time	Continuing	First Time Freshman	Readmit	First Time Transfer	Transient	Male Enrolled	Full-time	Part-time	Continuing	First Time Freshman	Readmit	First Time Transfer	Transient			
60649 Internetworking	2	2	2			2														
60862 Infant & Toddler Care																				
60886 College Studies	3								3		3	2								
60944 Water Operator	6								6		6	2		3						
060945 Wastewater Operator																				
061023 Environ Health & Safety	1	1		1	1															
061037 Gerontology																				
61043 Adv. CNC Programming	3	3	3	3	2	1														
070191 Early Childhood Dev																				
070261 Information Processing																				
70630 Health Science Prep	13	1	1	1	1															
070808 Basic HVAC	37	4	4	2	1	2			12	5	7	4	4	3	1					
070810 Welding	7	2	2	2	1	1	2		33	30	3	5	25	2	1					
070816 Computer Specialist	5	4	1	3	1	1	2		5	3	2	1	2	2						
070847 Accounting Specialist	7	4	1	3	1	1	2		1	1	1	1	1	1						
070970 Adv. Air Conditioning & Heat	22	20	7	13	17		3		7	7	7	6		1						
071088 Medical Record Coding									2	2	2	2								
71133 End User Support																				

Central Carolina Technical College

Student Retention by Program

Students Retained from Fall 2014 Open to Spring 2015 Open

(Excludes high school students taking college courses.)

Associate Degree	No. of Students Enrolled Fall 2014 Open	No. of Students Enrolled Spring 2015 Open	Retention Rate
035002 Accounting	72	56	77.8%
035007 Administrative Office Technology	64	43	67.2%
035030 Management	198	139	70.2%
035104 Computer Technology	172	116	67.4%
035208 Nursing (Adn)	171	128	74.9%
035303 Engineering Graphics Tech	57	40	70.2%
035318 General Technology	70	53	75.7%
035408 Environmental Engineering Tech	44	32	72.7%
035426 Natural Resources Management	42	33	78.6%
035501 Human Services	144	118	81.9%
035505 Criminal Justice Technology	128	81	63.3%
035508 Early Care And Education	148	103	69.6%
035520 Paralegal	42	29	69.0%
045600 AA	1,348	877	65.1%
055600 AS	213	140	65.7%
ASSOCIATE TOTALS	2,913	1988	68.2%
Diploma	No. of Students Enrolled Fall 2014 Open	No. of Students Enrolled Spring 2015 Open	Retention Rate
015041 Administrative Support	13	8	61.5%
015209 Nursing (Pn)	22	19	86.4%
015211 Surgical Technology	22	20	90.9%
015214 Medical Assisting	23	20	87.0%
015508 Early Childhood Development	3	3	100.0%
DIPLOMA TOTALS	83	70	84.3%
Certificates	No. of Students Enrolled Fall 2014 Open	No. of Students Enrolled Spring 2015 Open	Retention Rate
060649 Internetworking	4	0	0.0%
060862 Infant and Toddler Care	5	3	60.0%
060944 Water Operator	7	3	42.9%
060945 Wastewater Operator	4	1	25.0%
061023 Environmental Health & Safety	3	3	100.0%
061037 Gerontology	1	1	100.0%
070191 Early Childhood Development	12	8	66.7%
070261 Information Processing	5	2	40.0%
070808 Basic Heating & Air Conditioning	44	26	59.1%
070810 Welding	63	44	69.8%
070816 Computer Specialist	16	12	75.0%
070847 Accounting Specialist	8	2	25.0%
071088 Medical Record Coding	38	29	76.3%
071158 Automotive Technology	29	17	58.6%
071159 Automotive Diagnostic Technology	13	2	15.4%
071165 Basic Mechatronic	27	21	77.8%
071166 Advanced Mechatronic	1	0	0.0%
071168 Advanced Pipe Welding	19	17	89.5%
071180 Human Services	14	13	92.9%

Certificates	No. of Students Enrolled Fall 2014 Open	No. of Students Enrolled Spring 2015 Open	Retention Rate
071181 Massage Therapy	20	17	85.0%
071237 Basic Machining and CNC Fundamentals	22	12	54.5%
071238 Pharmacy Technician	16	15	93.8%
71291 Nursing Assistant	33	24	72.7%
CERTIFICATE TOTALS	404	272	67.3%
CAREER DEV	No. of Students Enrolled Fall 2014 Open	No. of Students Enrolled Spring 2015 Open	Retention Rate
006100 CAREER DEVELOPMENT	119	31	26.1%
TOTALS	3,519	2,361	67.1%
EDSS ST ENR 115 F3 2014 Open Fall to 2015 Open Spring (excludes high school students taking college courses)			

Student Retention by Program, Gender & Ethnicity

Students Retained from 2014 Fall Open to 2015 Spring Open (Excludes high school students taking college courses.)

Associate Degree	Female Enrollment By Ethnicity													Male Enrollment By Ethnicity												
	No. of Students Retained	Female Enrolled	Hispanic/Latino	Am. Indian/Alaska Native	Black or Afr. Am.	Native Hawaiian/Pac Islander	White	Alien	Unknown	2 or More Races	Am. Indian/Alaska Native	Hispanic/Latino	Black or Afr. Am.	Native Hawaiian/Pac Islander	White	Alien	Unknown	2 or More Races	Am. Indian/Alaska Native	Hispanic/Latino	Black or Afr. Am.	Native Hawaiian/Pac Islander	White	Alien	Unknown	2 or More Races
ASOCIATE TOTALS	1,988	1,424	39	1	13	659	1	658	0	41	12	564	14	0	7	217	302	0	17							
DIPLOMA	70	64	3	3	28	4	2	6	4	2	6	1	3	1	3	1	1	1	1							
Diploma	No. of Students Retained	Female Enrolled	Hispanic/Latino	Am. Indian/Alaska Native	Black or Afr. Am.	Native Hawaiian/Pac Islander	White	Alien	Unknown	2 or More Races	Am. Indian/Alaska Native	Hispanic/Latino	Black or Afr. Am.	Native Hawaiian/Pac Islander	White	Alien	Unknown	2 or More Races	Am. Indian/Alaska Native	Hispanic/Latino	Black or Afr. Am.	Native Hawaiian/Pac Islander	White	Alien	Unknown	2 or More Races
015041 Admin Support	8	8			6		1		1	1		0														
015209 Nursing (Ph)	19	17	1		6		10					2														
015211 Surgical	20	17	1		2		11			2		3														
015214 Med Assist	20	19	1		11		5			2		1														
015508 Early Childhood	3	3			3																					
DIPLOMA TOTALS	70	64	3	3	28	4	2	6	4	2	6	1	3	1	3	1	1	1	1							
Certificates	No. of Students Retained	Female Enrolled	Hispanic/Latino	Am. Indian/Alaska Native	Black or Afr. Am.	Native Hawaiian/Pac Islander	White	Alien	Unknown	2 or More Races	Am. Indian/Alaska Native	Hispanic/Latino	Black or Afr. Am.	Native Hawaiian/Pac Islander	White	Alien	Unknown	2 or More Races	Am. Indian/Alaska Native	Hispanic/Latino	Black or Afr. Am.	Native Hawaiian/Pac Islander	White	Alien	Unknown	2 or More Races
060649 Internetworking	3	3			2		1					0														
060862 Infant and Toddler	3	1					1					2														
060944 Water Operator	1	0										1														
060945 Wastewater Opt	3	1			1		1					2														
061023 Envir Health &	1	1			1																					
061037 Gerontology	8	8	1		7																					
070191 Early Childhood	2	2			1		1																			
070261 Info Processing	26	0			1							26														
070808 BHAC	44	2			1		1					42														
070810 Welding	12	5			4		1					7														
070816 Cmp. Specialist	2	1			1							1														
070847 Acct Specialist	29	29			8		20			1		16														
071088 Med Rec Coding	17	1			1							2														
071158 Auto Tech	2	1										20														
071159 Auto Diagnostic	21	1										2														
071165 Bas Mechatronic												7														
071166 Adv. Mechatronic												13														

Certificates	No. of Students Retained		Female Enrolled		Hispanic/Latino		Am. Indian/Alaska Native		Asian		Black or Afr. Am.		Native Hawaiian/Pac Islander		White		Alien		Unknown		2 or More Races	
	17	3	10	1	3	7	2	3	8	1	1	14	1	3	2	9	1	1	1	1	1	1
071168 Adv. Pipe Weld	17	3	10	1	3	7	2	3	8	1	3	1	3	2	9	1	1	1	1	1	1	1
071180 Human Services	13	10	14			6																
071181 Massage Thpy	17	14	1			1																
071237 Basic Mach CNC	12	1	9	1	1	5	2	2	1	1	6		6	5	6							
071238 Pharmacy	15	9	24	1	1	15	7	7														
71291 Nursing Assist	24	24	116	4	1	59	49	1	1	2	156	2	1	61	86							5
CERTIFICATE TOTALS	272	116	4	1	1	59	49	1	1	2	156	2	1	61	86							5
No. of Students Retained		Female Enrolled		Hispanic/Latino		Am. Indian/Alaska Native		Asian		Black or Afr. Am.		Native Hawaiian/Pac Islander		White		Alien		Unknown		2 or More Races		
31	17	2	6	9	14	14	16	1	8	1	14	16	1	8	282	10						8
TOTALS	2,361	1,621	48	1	14	752	1	743	46	30	740	16	1	8	282	401						24

EDSS ST ENR 115 FS Open Spring 2015 (Includes Students "Retained" only)
Revised 6/13/2017

Student Retention by Program, Gender and Status

Students Retained from 2014 Fall Open to 2015 Spring Open (Excludes high school students taking college courses.)

Associate Degree	Enrollment Status						Registration Status						Enrollment Status						Registration Status											
	Female			Male			Freshman			Continuing			Part-time			Full-time			Freshman			Continuing			Part-time			Full-time		
	No. of Students Retained	Female Enrolled	Full-time	Part-time	Continuing	First Time Freshman	Readmit	Transfer	First Time Transfer	Transient	Male Enrolled	Full-time	Part-time	Continuing	First Time Freshman	Readmit	Transfer	First Time Transfer	Transient											
035002 Accounting	56	39	13	26	27	8	3	1	1	17	9	8	12	2	2	1	1													
035007 AOT	43	41	11	30	31	4	5	1	1	2	1	1	2	2																
035030 Management	139	92	33	59	67	13	8	4	4	47	16	31	29	12	2	2	4													
035104 Computer	116	27	9	18	13	7	5	2	2	89	44	45	50	29	7	3														
035208 Nursing (Adn)	128	110	5	105	106		4			18	2	16	16	1	1	1														
035303 Eng. Graphics	40	8	5	3	7			1	1	32	20	12	22	3	3	4														
035318 General Tech	53	1	1	1	1					52	26	26	51	1	1															
035408 Env Eng. Tech	32	10	4	6	8			2	2	22	7	15	14	4	1	3														
035426 Nat Res Mgmt.	33	12	11	1	7	3	1	1	1	21	16	5	15	4	2															
035501 Human Services	118	107	27	80	86	11	9	1	1	11	3	8	8	2	1															
035505 Criminal Justice	81	47	25	22	31	10	5	1	1	34	22	12	19	9	3	3														
035508 ECD	103	100	38	62	66	19	13	2	2	3	1	2	2	1																
035520 Paralegal	29	24	15	9	14	4	4	2	2	5	3	2	3	2	2															
045600 AA	877	722	247	475	412	169	81	60	60	155	71	84	72	56	17	10														
055600 AS	140	84	34	50	52	16	12	4	4	56	32	24	30	16	5	5														
ASSOCIATE TOTALS	1,988	1,424	477	947	927	265	150	82	82	564	273	291	345	138	44	37														

Diploma	Enrollment Status						Registration Status						Enrollment Status						Registration Status											
	Female			Male			Freshman			Continuing			Part-time			Full-time			Freshman			Continuing			Part-time			Full-time		
	No. of Students Retained	Female Enrolled	Full-time	Part-time	Continuing	First Time Freshman	Readmit	Transfer	First Time Transfer	Transient	Male Enrolled	Full-time	Part-time	Continuing	First Time Freshman	Readmit	Transfer	First Time Transfer	Transient											
015041 Admin Support	8	8	5	3	3	2	1	2	2	2																				
015209 Nursing (Ph)	19	17	17	17	14		2	1	1	2		2	1	1																
015211 Surgical	20	17	17	16	16		1	1	1	3	3		2	2	1															
015214 Med Assist	20	19	18	1	17		2			1	1		1	1																
015508 ECD	3	3	1	2	2		1	1	1	1																				
DIPLOMA TOTALS	70	64	41	23	52	2	5	5	5	6	4	2	4	4	1	1														

Certificates	Enrollment Status						Registration Status						Enrollment Status						Registration Status											
	Female			Male			Freshman			Continuing			Part-time			Full-time			Freshman			Continuing			Part-time			Full-time		
	No. of Students Retained	Female Enrolled	Full-time	Part-time	Continuing	First Time Freshman	Readmit	Transfer	First Time Transfer	Transient	Male Enrolled	Full-time	Part-time	Continuing	First Time Freshman	Readmit	Transfer	First Time Transfer	Transient											
060649 Internetworking	3	3		3	2	1																								
060862 Infant Toddler Care	3	1		1	1					2		2				1														
060944 Water Operator	1									1		1																		
060945 Wastewater Opt	3	1		1	1					2		2																		
061023 Env Health & Safe	1	1		1	1																									
061037 Gerontology	8	8	2	6	4	2	1	1	1																					
070191 ECD	2	2	1	1			1	1																						
070261 Info Processing	26	26																												
070808 BHAC	44	2	2		1	1	1	1	1	26	7	19	14	5	5	2														
070810 Welding	12	5	1	4	3	1	1	1	1	42	37	5	7	30	4	1														
070816 Cmpst Specialist	2	1		1	1					7	4	3	3	2	2															
070847 Acct Specialist	29	29	7	22	24	3	2			1	1	1	1																	
071088 Med Rec Coding	17	1	1		1					16	13	3	4	7	3	2														
071158 Auto Tech	2									2	2		2																	
071159 Auto Diagnostic	21	1		1	1					20	12	8	5	12	1	2														
071165 Bas Mechatronic																														

Certificates	No. of Students																
	Retained	Female Enrolled	Full-time	Part-time	Continuing	Freshman	Readmit	First Time Transfer	Transient	Male Enrolled	Full-time	Part-time	Continuing	Freshman	Readmit	First Time Transfer	Transient
071166 Adv. Mechatronic																	
071168 Adv. Pipe Weld	17	3	3		3					14	14		13	1			
071180 Human Services	13	10	5	5	4	3	3			3	1	2	2				1
071181 Massage Thpy	17	14	13	1	9	3	2			3	3			1	1		1
071237 Basic Mach CNC	12	1	1		1					11	6	5	4	4	2		1
071238 Pharmacy	15	9	1	8	7		2			6		6	6				
71291 Nursing Assist	24	24	12	12	16	1	4	3									
CERTIFICATE TOTAL:	272	116	49	67	79	17	16	4		156	99	57	61	62	17	16	
CAREER DEV	No. of Students																
	Retained	Female Enrolled	Full-time	Part-time	Continuing	Freshman	Readmit	First Time Transfer	Transient	Male Enrolled	Full-time	Part-time	Continuing	Freshman	Readmit	First Time Transfer	Transient
006100 CAREER DEV	31	17		17	4		3	8		2		14	6		3		5
TOTALS	2,361	1,621	567	1,054	1,062	284	174	99		740	376	364	416	200	65	59	

Source: EDSS ST ENR 115F3 Fall Open 2014 to Spring Open 2015 (Excludes high school students taking college courses.)
Revised 6/13/2017

MIGRATION OF FIRST-TIME UNDERGRADUATE STUDENTS
From Central Carolina Technical College to Postsecondary Institutions in South Carolina Only
FALL 2016

Transferring To: #		Transferring To: #	
Public Senior		Independent Senior	
Clemson	1	Allen University	1
Coastal Carolina	9	Charleston Southern Univ.	1
Francis Marion	13	Coker College	1
Medical University of SC	1	Columbia College	15
SC State	1	Converse College	1
USC Columbia	21	Limestone College	3
USC Beaufort	1	Morris College	6
USC Upstate	5	South University	10
Winthrop	1	Voorhees College	1
Sub-Total Public 53		Sub-Total Independent 39	
Two-Year Regional		Total All SC Institutions 215	
USC Lancaster	1		
USC Sumter	31		
Sub-Total Regional 32			
Technical Colleges			
Florence Darlington	24		
Greenville Tech	2		
Horry-Georgetown	5		
Midlands	39		
Orangeburg/Calhoun	6		
Trident	10		
Williamsburg	4		
York	1		
Sub-Total Technical 91			

Source: CHE/Data&Publications/Search the CHE Document Catalog for More Data/Migration of First-Time Undergraduate Fall 2016

MIGRATION OF FIRST-TIME UNDERGRADUATE STUDENTS
From Central Carolina Technical College to Postsecondary Institutions in South Carolina Only
FALL 2015

Transferring To: #		Transferring To: #	
Public Senior		Independent Senior	
Clemson	5	Allen University	1
Citadel	1	Anderson College	
College of Charleston	1	Benedict College	
Coastal Carolina	1	Bob Jones Univ.	
Francis Marion	10	Charleston Southern Univ.	
Lander		Clafin University	1
SC State	4	Coker College	2
USC Columbia	12	Columbia Int'l Univ.	2
Winthrop	2	Columbia College	19
		Converse College	
		Erskine College	
		Furman Univ.	
		Limestone College	9
		Lutheran Theological	
Sub-Total Public	36	Morris College	18
		Newberry College	
Two-Year Regional		North Greenville College	
USC Aiken	1	Presbyterian College	
USC Upstate	4	South University	7
USC Lancaster		Southern Methodist College	
USC Sumter		Southern Wesleyan Univ.	
Sub-Total Regional	5	Spartanburg Methodist	
		Voorhees College	2
		Wofford College	
Technical Colleges		Sub-Total Independent	61
Aiken			
Central Carolina			
Denmark			
Florence Darlington	19	Total All SC Institutions	191
Greenville Tech	3		
Horry-Georgetown	2		
Midlands	44		
Northeastern	2		
Orangeburg/Calhoun	5		
Piedmont	2		
Spartanburg			
T.C. of the Low Country			
Tri-County	4		
Trident	6		
Williamsburg	1		
York	1		
Sub-Total Technical	89		

Source: CHE/Data&Publications/Search the CHE Document Catalog for More Data/Migration of First-Time Undergraduate Fall 2015

MIGRATION OF FIRST-TIME UNDERGRADUATE STUDENTS
From Central Carolina Technical College to Postsecondary Institutions in South Carolina Only
FALL 2014

Transferring To: #		Transferring To: #	
Public Senior		Independent Senior	
Clemson		Allen University	
Citadel		Anderson College	
College of Charleston	1	Benedict College	
Coastal Carolina	2	Bob Jones Univ.	
Francis Marion	4	Charleston Southern Univ.	
Lander		Clafin University	1
SC State	1	Coker College	3
USC Columbia	7	Columbia Int'l Univ.	
Winthrop	3	Columbia College	
		Converse College	
		Erskine College	
		Furman Univ.	
		Limestone College	4
		Lutheran Theological	
		Morris College	5
		Newberry College	
		North Greenville College	
		Presbyterian College	
		South University	5
		Southern Methodist College	
		Southern Wesleyan Univ.	
		Spartanburg Methodist	
		Voorhees College	
		Wofford College	
Sub-Total Public	18	Sub-Total Independent	18
Two-Year Regional		Total All SC Institutions	
<i>USC Aiken</i>			151
<i>USC Upstate</i>	3		
USC Lancaster			
USC Sumter	3		
Sub-Total Regional	6		
Technical Colleges			
Aiken	1		
Central Carolina			
Denmark			
Florence Darlington	37		
Greenville	5		
Horry-Georgetown	6		
Midlands	48		
Northeastern	1		
Orangeburg/Calhoun	4		
Piedmont	2		
Spartanburg			
T.C. of the Low Country			
Tri-County	2		
Trident			
Williamsburg	2		
York	1		
Sub-Total Technical	109		

Source: CHE/Data&Publications/Search the CHE Document Catalog for More Data/Migration of First-Time Undergraduate Fall 2014

MIGRATION OF FIRST-TIME UNDERGRADUATE STUDENTS
From Central Carolina Technical College to Postsecondary Institutions in South Carolina Only
FALL 2013

Transferring To:	#		Transferring To:	#
Public Senior			Independent Senior	
Clemson	1		Allen University	
Citadel			Anderson College	
College of Charleston	2		Benedict College	
Coastal Carolina	3		Bob Jones Univ.	
Francis Marion	5		Charleston Southern Univ.	
Lander			Clafin University	
SC State	3		Coker College	2
USC Columbia	9		Columbia Int'l Univ.	
Winthrop	2		Columbia College	12
			Converse College	
			Erskine College	
			Furman Univ.	
			Limestone College	5
			Lutheran Theological	
Sub-Total Public	25		Morris College	5
Two-Year Regional			Newberry College	
USC Aiken			North Greenville College	
USC Upstate			Presbyterian College	
USC Lancaster			South University	4
USC Sumter			Southern Methodist College	
Sub-Total Regional	0		Southern Wesleyan Univ.	
Technical Colleges			Spartanburg Methodist	
Aiken			Voorhees College	1
Central Carolina			Wofford College	
Denmark			Sub-Total Independent	29
Florence Darlington	31			
Greenville	2		Total All SC Institutions	155
Horry-Georgetown	5			
Midlands	38			
Northeastern	3			
Orangeburg/Calhoun	2			
Piedmont	1			
Spartanburg				
T.C. of the Low Country	1			
Tri-County	5			
Trident	1			
Williamsburg	8			
York	4			
Sub-Total Technical	107			

Source: CHE/Data&Publications/Search the CHE Document Catalog for More Data/Migration of First-Time Undergraduate Fall 2013

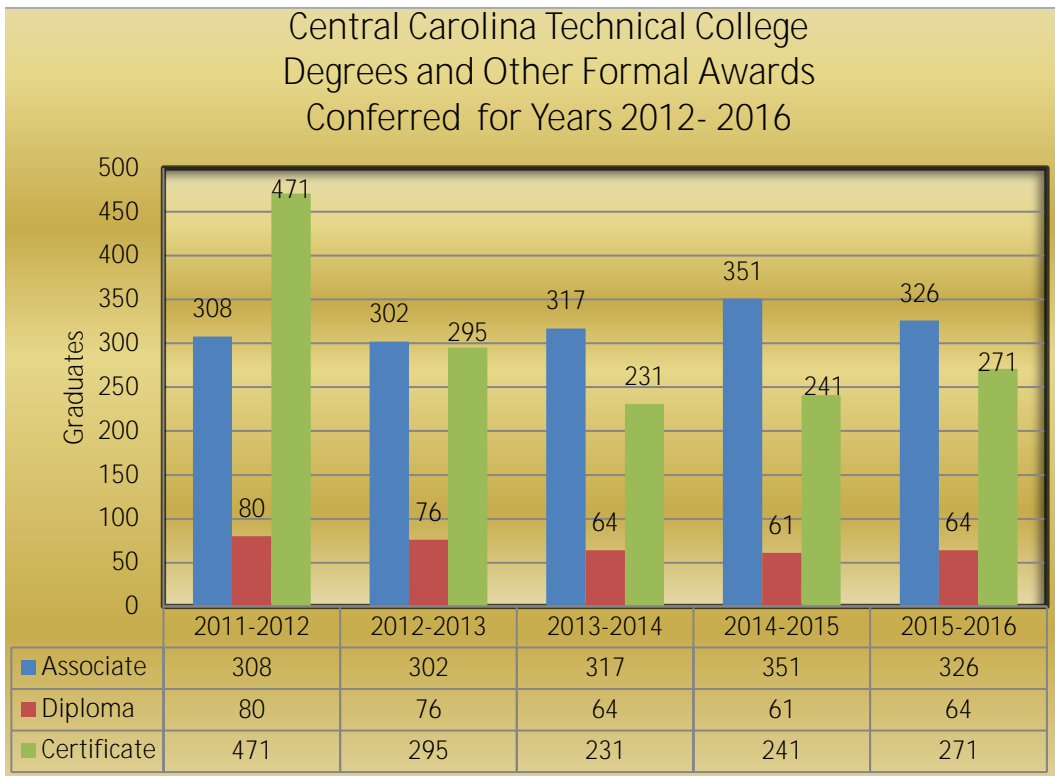
MIGRATION OF FIRST-TIME UNDERGRADUATE STUDENTS
From Central Carolina Technical College to Postsecondary Institutions in South Carolina Only
FALL 2012

Transferring I/O:	#		Transferring I/O:	#
Public Senior			Independent Senior	
Clemson	3		Allen University	
Citadel			Anderson College	
College of Charleston	6		Benedict College	
Coastal Carolina	4		Bob Jones Univ.	
Francis Marion	8		Charleston Southern Univ.	
Lander			Clafin University	1
SC State	3		Coker College	1
USC Columbia	16		Columbia Int'l Univ.	
Winthrop	4		Columbia College	3
			Converse College	
			Erskine College	
			Furman Univ.	
			Limestone College	5
<i>Sub-Total Public</i>	<i>44</i>		Lutheran Theological	
			Morris College	17
Two-Year Regional			Newberry College	
<i>USC Beaufort</i>			North Greenville College	
USC Upstate	6		Presbyterian College	
USC Salkehatchie			South University	18
USC Sumter	36		Southern Methodist College	
			Southern Wesleyan Univ.	
<i>Sub-Total Regional</i>	<i>42</i>		Spartanburg Methodist	
			Voorhees College	
Technical Colleges			Wofford College	
			<i>Sub-Total Independent</i>	<i>45</i>
Aiken	1			
Central Carolina			Total All SC Institutions	256
Denmark				
Florence-Darlington	36			
Greenville	5			
Horry-Georgetown	7			
Midlands	42			
Northeastern	4			
Orangeburg/Calhoun	6			
Piedmont	2			
Spartanburg				
T.C. of the Low Country				
Tri-County	1			
Trident	12			
Williamsburg	4			
York	5			
<i>Sub-Total Technical</i>	<i>129</i>			

Source: CHE/Data&Publications/CHEMIS/Enrollment/Transfer Matrixs

Central Carolina Technical College
 Degrees and Other Formal Awards Conferred
 Graduates from July 1, 2012 - June 30, 2016

Year	2011-2012	2012-2013	2013-2014	2014-2015	2015-2016
Associate	308	302	317	351	326
Diploma	80	76	64	61	64
Certificate	471	295	231	241	271
Total Awards	859	673	612	653	661



**Central Carolina Technical College
Health Science
Licensure Exams
2013 – 2017**

Exam Category	Passage Rate Reported In 2012-2013	Passage Rate Reported In 2013-2014	Passage Rate Reported In 2014-2015	Passage Rate Reported In 2015-2016	Passage Rate Reported In 2016-2017
Associate Degree Nursing	98%	90%	85%	97%	94%
Practical Nursing	95%	100%	100%	100%	N/A
Massage Therapy	92%	100%	100%	100%	100%
Medical Assisting	100%	80%	78%	94%	100%
Nursing Assisting	N/A	N/A	N/A	82%	97%
Pharmacy Technician	90%	100%	75%	90%	90%
Surgical Technology	100%	100%	100%	100%	100%

Source: IE Reports

2016 Graduates by Programs of Study
(January 1, 2016 through December 31, 2016)

Programs of Study	Graduates May 2016	Graduates August 2016	Graduates December 2016
Associate Degrees			
Associate in Arts	21	11	10
Associate in Science	5	2	4
Accounting	7	2	2
Administrative Office Technology	4	1	0
Computer Technology	15	7	1
Criminal Justice Technology	13	4	4
Early Care and Education	10	6	5
Engineering Graphics Technology	10	3	1
Environmental Engineering Technology	2	4	2
General Technology	13	12	7
Human Services	14	4	15
Management	8	3	8
Natural Resources Management	8	2	0
Nursing	35	34	1
Paralegal	3	1	0
Associate Degree Totals	168	96	60
Diplomas			
Administrative Support	1	0	0
Early Childhood Development	11	2	5
Medical Assisting	0	17	0
Surgical Technology	0	17	0
Diploma Totals	12	36	5
Certificates			
Accounting Specialist	4	2	3
Advanced Air Conditioning and Heating	0	5	2
Advanced CNC Programming	11	0	0
Advanced Mechatronics Technology	0	12	4
Advanced Welding (Pipe)	0	8	0
Automotive Diagnostic Technology	0	5	1
Basic Air Conditioning and Heating	0	5	3
Basic Machining & CNC	1	4	1
Basic Mechatronics Technology	0	11	17
Cardiac Care Technician Certificate	1	0	1
College Studies	0	1	1
Computer Specialist	5	3	6
Early Childhood Development	11	2	5
Environmental Health, Safety	0	4	1
Gerontology	2	0	0
Health Science Prep	1	0	0
Human Services	3	0	1
Infant and Toddler Care	1	0	0
Information Processing	3	1	0
Massage Therapy	0	9	9
Medical Record Coding	0	9	2
Nursing Assistant Certificate	2	1	4
Pharmacy Technician	9	0	0
Phlebotomy	7	0	5
Wastewater Operator	0	3	2
Water Operator	2	0	1
Welding	1	20	1
Certificate Totals	64	105	70
TOTALS	244	237	135

Source: Argos/Student Affairs/Records/SARD 011/Graduation Report by Date

2015 Graduates by Programs of Study
(January 1, 2015 through December 31, 2015)

Programs of Study	Graduates May 2015	Graduates August 2015	Graduates December 2015
Associate Degrees			
Associate in Arts	6	12	15
Associate in Science	6	9	5
Accounting	8	1	4
Administrative Office Technology		6	7
Computer Technology	4	3	11
Criminal Justice Technology	4	2	9
Early Care and Education	7	3	14
Engineering Graphics Technology	3	10	1
Environmental Engineering Technology	4	6	3
General Technology	4	4	13
Human Services	2	14	11
Management	5	12	19
Natural Resources Management	1	5	2
Nursing	11	12	40
Paralegal	2	4	1
Diplomas			
Administrative Support	4	5	
Early Childhood Development	8	2	3
Medical Assisting		17	1
Practical Nursing		13	
Surgical Technology		11	1
Certificates			
Accounting Specialist	1	8	4
Advanced Air Conditioning and Heating	1		1
Advanced Mechatronics Technology	1	4	2
Advanced Welding (Pipe)	2	11	3
Automotive Diagnostic Technology	2	2	1
Automotive Technology		3	3
Basic Air Conditioning and Heating	3	11	1
Basic Machining & CNC		8	
Basic Mechatronics Technology		13	3
Cardiac Care Technician Certificate			12
College Studies	3	5	4
Computer Specialist	3	12	8
Early Childhood Development	7	5	2
End User Support	1		
Environmental Health, Safety		2	2
Gerontology	1	2	1
Health Science Prep		5	
Human Services		5	2
Industrial Maintenance			1
Infant and Toddler Care		4	
Information Processing		5	1
Interdisciplinary Studies			1
Internetworking - Cisco	2	6	1
Massage Therapy		12	
Medical Record Coding		16	2
Nursing Assistant Certificate	8	10	8
Pharmacy Technician	3	16	2
Phlebotomy			5
Wastewater Operator	2		2
Water Operator	2	3	1
Welding		19	1
Total	121	338	234

Source: Argos/Student Affairs/Records/SARD 011/Graduation Report by Date

2014 Graduates by Programs of Study
(January 1, 2014 through December 31, 2014)

Programs of Study	Graduates May 2014	Graduates August 2014	Graduates December 2014
Associate Degrees			
Associate in Arts	3	28	15
Associate in Science		7	5
Accounting		5	2
Administrative Office Technology		8	
Computer Technology		10	7
Criminal Justice Technology	2	12	4
Early Care and Education		15	10
Engineering Graphics Technology	1	11	1
Environmental Engineering Technology		3	1
General Technology	5	30	8
Human Services		18	2
Management		11	3
Natural Resources Management	2	8	1
Nursing		97	2
Paralegal	2	11	2
Diplomas			
Administrative Support	4	6	2
Early Childhood Development	6	3	
Medical Assisting		17	1
Practical Nursing		10	2
Surgical Technology		10	1
Certificates			
Accounting Specialist	7	5	1
Advanced Air Conditioning and Heating	1	4	1
Advanced CNC Programming			1
Advanced Mechatronics Technology	2	3	1
Advanced Welding	3	9	
Automotive Diagnostic Technology		6	
Automotive Technology	2	4	1
Basic Air Conditioning and Heating	9	8	6
Basic Machining & CNC		6	
Basic Mechatronics Technology	2	11	1
College Studies	5	3	2
Computer Specialist	2	4	1
Early Childhood Development	7	1	1
Electrical Technician	7		
End User Support		1	
Environmental Health, Safety	3	1	2
Gerontology	4	1	
Health Science Prep	5		1
Human Services	2	2	
Interdisciplinary Studies	1		
Information Processing	5	3	2
Internetworking - Cisco		1	
Massage Therapy		7	1
Medical Record Coding		15	
Pharmacy Technician	10	1	
Wastewater Operator	2		1
Water Operator		1	
Welding	2	28	6
Total	106	445	98

Source: Argos/Student Affairs/Records/SARD 011/Graduation Report by Date

2013 Graduates by Programs of Study
(January 1, 2013 through December 31, 2013)

Programs of Study	Graduates May 2013	Graduates August 2013	Graduates December 2013
Associate Degrees			
Associate in Arts	16	23	9
Associate in Science	7	11	11
Accounting	7	3	
Administrative Office Technology	7	17	2
Computer Technology	4	12	3
Criminal Justice Technology	1	4	6
Early Care and Education	6	7	4
Engineering Graphics Technology	7	4	3
Environmental Engineering Technology	1	3	1
General Technology	4	10	6
Human Services	6	13	3
Management	2	6	2
Natural Resources Management	1	4	2
Nursing	20	47	1
Paralegal	1	3	7
Diplomas			
Administrative Support	6	13	2
Early Childhood Development	1	4	3
Machine Tool Technology		1	
Medical Assisting		16	
Practical Nursing		11	1
Surgical Technology		11	1
Certificates			
Accounting Specialist	4	7	1
Advanced Air Conditioning and Heating	1		2
Advanced Mechatronics Technology		2	2
Advanced Welding		5	2
Automotive Diagnostic Technology		6	4
Automotive Technology		5	4
Basic Air Conditioning and Heating	3	9	6
Basic Machining & CNC			12
Basic Mechatronics Technology	3	1	14
College Studies	5	3	2
Computer Specialist	2	3	2
Early Childhood Development	1	3	1
Electrical Technician	1		
End User Support		1	
Environmental Health, Safety	1	1	1
Gerontology	2	1	
Health Science Prep	4	6	
Human Services	1	6	
Information Processing	6	14	2
Internetworking - Cisco		8	
Massage Therapy		17	
Medical Record Coding	1	9	3
Pharmacy Technician	6	3	
Wastewater Operator		2	2
Water Operator		2	1
Welding	2	23	3
Totals	140	360	131

Source: ARGOS/Student Affairs/Records/SARD 011 Graduation Report by Date (January 1, 2013 – December 31, 2013)

2012 Graduates by Programs of Study
(January 1, 2012 through December 31, 2012)

Programs of Study	Graduates May 2012	Graduates August 2012	Graduates December 2012
Associate Degrees			
Associate in Arts	14	16	8
Associate in Science	5	8	4
Accounting	13	9	1
Administrative Office Technology	10	9	
Computer Technology	14	9	1
Criminal Justice Technology	8	4	6
Early Care and Education	8	12	2
Electronics Technology*	1		
Engineering Graphics Technology	9	4	
Environmental Engineering Technology	6	5	1
General Technology	12	7	2
Human Services	1	1	5
Management	11	5	4
Natural Resources Management	9	5	2
Nursing	48	37	
Paralegal	8	4	2
Diplomas			
Administrative Support	8	11	2
Early Childhood Development	3	3	
Engineering Graphics	1		
Machine Tool Technology			
Medical Assisting	16	14	
Practical Nursing		18	
Surgical Technology		12	
Certificates			
Accounting Specialist	7	6	1
Advanced Air Conditioning and Heating	3	1	
Advanced Mechatronics Technology	6	2	
Automotive Diagnostic Technology	1		
Automotive Technology	2	13	
Basic Air Conditioning and Heating	7	16	
Basic Machining & CNC		3	1
Basic Mechatronics Technology	1	10	4
College Studies	75	5	3
Computer Specialist	9	8	
Early Childhood Development	6	2	1
Electrical Technician	14	9	
Emergency Medical Technical	2	2	
End User Support	4	3	
Environmental Health, Safety		1	2
General Studies	1		
Gerontology	4		
Health Science Prep	48	13	2
Human Services	3	6	1
Infant and Toddler Care	1		
Information Processing	8	6	1
Interdisciplinary Studies	3	2	1
Internetworking - Cisco	7	1	
Machine Tool Operator	1	1	
Massage Therapy		12	
Medical Record Coding		9	4
Pharmacy Technician	6	1	
Phlebotomy	5	4	
Pipe Welding (Advanced)		19	
Pre-Dental Hygiene	2		
Pre-Occupational/Pre-Physical Therapy Assistant	3	1	
Pre-Pharmacy Technician	1		
Wastewater Operator	5	1	1
Water Operator	3		3
Welding	4	31	5
Totals	447	381	70

Source: ARGOS/Student Affairs/Records/Graduation Report by Date (January 1, 2012 – December 31, 2012)

CENTRAL CAROLINA TECHNICAL COLLEGE

GRADUATION RATES*

Cohort 2009	Cohort 2010	Cohort 2011	Cohort 2012	Cohort 2013
As of 2012	As of 2013	As of 2014	As of 2015	As of 2016
18.2%	11.0%	10.9%	10%	13%

*Graduation Rate Survey (GRS) defines the cohort of students to be included each year as the first-time; full-time degree, diploma or certificate-seeking students entering an institution each fall. The GRS rate is calculated on the percentage of a cohort graduating within 150% of normal program time.

Source: <http://www.che.sc.gov/Data&Publication/Data-Performance> Funding/Performance Funding-Data/Year/7A

Central Carolina Technical College
Graduate Placement
Academic Years 2012 - 2016

GRADUATE PLACEMENT: (Summer-Spring Terms)				
	2011-2012	Available for Placement	Placed	Percent Placed
Certificate	471	437	401	92%
Diploma	80	78	76	97%
Associate	308	293	266	91%
Total Graduates	859	808	743	92%
	2012-2013	Available for Placement	Placed	Percent Placed
Certificate	295	270	241	89%
Diploma	76	75	70	93%
Associate	302	291	274	94%
Total Graduates	673	636	585	92%
	2013-2014	Available for Placement	Placed	Percent Placed
Certificate	231	208	191	92%
Diploma	64	61	56	92%
Associate	317	312	285	91%
Total Graduates	612	581	532	92%
	2014-2015	Available for Placement	Placed	Percent Placed
Certificate	241	229	211	92%
Diploma	61	59	57	97%
Associate	351	343	301	88%
Total Graduates	653	631	569	90%
	2015-2016	Available for Placement	Placed	Percent Placed
Certificate	271	258	240	93%
Diploma	64	62	59	95%
Associate	326	312	285	91%
Total Graduates	661	632	584	92%

Source: Program Evaluation 2017 (July 1, 2015 -June 30, 2016 Graduates) In-house status report

Central Carolina Technical College
 Program Evaluation
 Placement Rates By Program 2015-2017

Programs	Placement Rates August 2015	Placement Rates August 2016	Placement Rates August 2017
Associate Degrees	2013-14 Graduates July 1, 2013-June 30, 2014	2014-15 Graduates July 1, 2014-June 30, 2015	2015-16 Graduates July 1, 2015-June 30, 2016
Accounting	100%	82%	100%
Administrative Office Technology	83%	88%	100%
Associate in Arts	90%	89%	94%
Associate in Science	95%	84%	100%
Computer Technology	70%	78%	67%
Criminal Justice Technology	89%	93%	77%
Early Care and Education	100%	93%	100%
Engineering Graphics Technology	88%	79%	82%
Environmental Engineering Technology	100%	100%	75%
General Technology	94%	93%	88%
Human Services	87%	73%	96%
Management	77%	77%	89%
Natural Resources Management	91%	75%	91%
Nursing (A.D.N.)	98%	97%	99%
Paralegal	82%	82%	100%
Associate Degree Totals	91%	88%	91%
Certificates			
Accounting Specialist	100%	100%	100%
Advanced Air Conditioning/Heating	67%	83%	100%
Advanced CNC Programming		100%	100%
Advanced Mechatronics	100%	100%	100%
Advanced Pipe Welding	100%	100%	93%
Automotive Diagnostic Tech	90%	100%	100%
Automotive Technology	100%	100%	83%
Basic Air Conditioning/Heating	84%	80%	100%
Basic Machining and CNC Fundamentals	91%	100%	100%
Basic Mechatronics	94%	92%	100%
Cardiac Care Technician			100%
Certified Nursing Assistant		88%	100%
College Studies	56%	85%	100%
Computer Specialist	75%	70%	64%
Early Childhood Development (Cert)	100%	100%	100%
End User Support		50%	
Environmental Health & Safety	100%	100%	100%
Gerontology	75%	100%	100%
Health Science Preparatory	100%	100%	100%
Human Services	100%	100%	88%
Industrial Maintenance			100%
Infant and Toddler Care		50%	100%
Information Processing	88%	86%	100%
Interdisciplinary Studies			100%
Internetworking	100%	100%	20%

Programs	Placement Rates August 2015	Placement Rates August 2016	Placement Rates August 2017
	2013-14 Graduates	2014-15 Graduates	2015-16 Graduates
Certificates	July 1, 2013-June 30, 2014	July 1, 2014-June 30, 2015	July 1, 2015-June 30, 2016
Machine Tool Operator			
Massage Therapy	100%	100%	92%
Medical Record Coding	100%	100%	100%
Pharmacy Technician	80%	83%	100%
Phlebotomy			100%
Pre-Occup/Physical Therapy Assistant			
Water Operator	100%	100%	100%
Wastewater Operator	100%	100%	100%
Welding	100%	100%	90%
Certificate Totals	92%	92%	92%
Diplomas			
Automated Office (Admin. Support)	67%	89%	100%
Early Childhood Development (Dip)	100%	100%	100%
Medical Assisting	100%	100%	89%
Nursing PN	92%	91%	100%
Surgical Technology	100%	100%	92%
Diploma Totals	92%	97%	95%
College Average	92%	90%	92%

CIP#	Program's Name	Instructor	Chair Update	# of Grads	Exclusions	#Available	Employed	School	In School & Job	UNK	# Placed	% Placed
	DIPLOMAS											
15041	Administrative Support	Richard Pritchard	8/7/2017	5	2	3	1	2	0	0	3	100%
15209	Practical Nursing (PN)	Mary Jo Ardis	6/30/2017	13	0	13	11	2			13	100%
15211	Surgical Tech	Bimbrie Weber	7/18/2017	12	0	12	10	1	2	1	11	92%
15214	Medical Assisting	Mickey Wheeler	8/9/2017	18	0	18	15	1	4	2	16	89%
15508	ECD Diploma	Pam Dinkins		16	0	16	15	1	2	0	16	100%
	Diploma Degree Totals			64	2	62	52	7	8	3	59	95%
	ASSOCIATE DEGREES											
35002	Accounting (Associate)	Len Hopkins	5/17/2017	11	1	10	3	7		0	10	100%
35007	AOT	Richard Pritchard	7/18/2017	11	3	8	6	2	0	0	8	100%
35030	Management	L. Hopkins	8/10/2017	27	0	27	9	15	0	3	24	89%
35104	Computer Technology	Richard Pritchard	8/10/2017	26	2	24	8	8		8	16	67%
35208	Nursing	Mary Jo Ardis	3/15/2017	75	1	74	69	4	7	1	73	99%
35303	Eng. Graphics Tech (Assoc)	David Tuders	7/20/2017	11	0	11	8	1	0	2	9	82%
35318	General Technology	Brent Russell	7/25/2017	26	0	26	18	5		3	23	88%
35408	Environmental Engineering	Josh Castleberry	8/7/2017	5	1	4	2	1		1	3	75%
35426	Natural Resources Mgmt	Josh Castleberry	8/7/2017	12	1	11	6	4	2	1	10	91%
35501	Human Services Assoc	Lisa Nelligan	8/1/2017	26	3	23	6	16	0	1	22	96%
35505	CRJ	Gary Johnson	6/1/2017	22	0	22	3	14	0	5	17	77%
35508	ECD Assoc	Pam Dinkins	5/17/2017	25	1	24	21	3	3	0	24	100%
35520	Paralegal	Gary Johnson	6/1/2017	3	0	3	0	3	0	0	3	100%
45600	AA	T. Midgette	7/26/2017	35	1	34	15	17	0	2	32	94%
55600	AS	Jason Tisdell	13-Mar	11	0	11	0	11	0	0	11	100%
	Associate Degree Totals			326	14	312	174	111	12	27	285	91%
	CERTIFICATES											
60649	Internetworking	Richard Pritchard	8/7/2017	6	1	5	1	0	0	4	1	20%
60862	Infant & Toddler Care	Pam Dinkins	5/17/2017	3	0	3	2	1		0	3	100%
60886	College Studies	T. Midgette		3	0	3	0	3			3	100%
60944	Water Operator	J.Castleberry	8/7/2017	5	0	5	4	1		0	5	100%
60945	Wastewater Operator	J.Castleberry	8/7/2017	2	0	2	2		2	0	2	100%
61023	Environ. Health, Safety	J. Castleberry	8/7/2017	3	0	3	2	1	0	0	3	100%
61037	Gerontology	Lisa Nelligan	3/22/2017	3	0	3	1	2	0	0	3	100%
61043	Advanced CNC Programming	L. Humphries	3/20/2017	10	2	8	8	0	0	0	8	100%
70096	Industrial Maintenance			1	0	1	1	0	0	0	1	100%
70191	ECD Certificate	Pam Dinkins	5/17/2017	13	0	13	12	1	0	0	13	100%
70261	Information Processing	Richard Pritchard	8/7/2017	6	1	5	2	3	0	0	5	100%
70630	Health Science Prep	Mary Jo Ardis		5	0	5	2	3	0	0	5	100%
70808	BHAC	Chris Watkins	7/31/2017	9	0	9	2	7	0	0	9	100%
70810	Welding	Axel Reis		20	0	20	4	14	0	2	18	90%
70816	Computer Specialist	Richard Pritchard	8/10/2017	23	1	22	1	13	0	8	14	64%
70847	Accounting Specialist	Len Hopkins	5/17/2017	10	0	10	2	8	0	0	10	100%
70970	Adv HAC	Chris Watkins		1	0	1	1	0	0	0	1	100%
71073	Interdisciplinary Studies			1	0	1	1	0	0	0	1	100%
71088	Medical Record Coding	Mary Johnson	7/18/2017	18	3	15	12	3	0	0	15	100%
71158	Automotive Technology	David Moore	7/18/2017	6	0	6	5	0	5	1	5	83%
71159	Auto Diagnostic Tech	David Moore	7/18/2017	1	0	1	1	0	0	0	1	100%
71165	Basic Mechatronics	Bert Hancock	4/3/2014	16	0	16	3	13		0	16	100%
71166	Adv Mechatronics	Bert Hancock	8/7/2017	7	0	7	6	1	0	0	7	100%
71168	Adv Pipe Welding	Axel Reis	8/7/2017	14	0	14	11	2	0	1	13	93%
71180	Human Services Cert	Lisa Nelligan	7/19/2017	9	1	8	2	5	0	1	7	88%
71181	Massage Therapy	Brent Jackson	7/19/2017	12	0	12	10	1	2	1	11	92%
71237	Basic Machining CNC	L. Humphries	3/30/2017	9	1	8	0	8	0	0	8	100%
71238	Pharmacy Technician	J. Simmons	7/18/2017	18	3	15	14	1	2	0	15	100%
71290	Cardiac Care Tech	L. Marshall		13	0	13	1	12	0	0	13	100%
71291	Certified Nursing Assistant	Lynda Marshall		12	0	12	11	1	5	0	12	100%
71292	Phlebotomy	Lynda Marshall		12	0	12	0	12	0	0	12	100%
	Certificate Degree Totals			271	13	258	124	116	16	18	240	93%
	GRAND TOTALS			661	29	632	350	234	36	48	584	92%

CIP#	Program's Name	Instructor	Chair Update	# of Grads	Exclusions	#Available	Employed	School	In School & Job	UNK	# Placed	% Placed
DIPLOMAS												
15041	Administrative Support	Karen Harris-Swe	6/13/2016	9		9	2	6	0	1	8	89%
15209	Nursing PN	Mary Jo Ardis	8/15/2016	12	1	11	10	0	0	1	10	91%
15211	Surgical Tech	Bimbrie Weber	6/30/2016	11		11	9	2	1	0	11	100%
15214	Medical Assisting	Mickey Wheeler		18	1	17	17	0	0	0	17	100%
15508	ECD Diploma	Pam Dinkins	8/15/2016	11		11	8	3	0	0	11	100%
Diploma Degree Totals				61	2	59	46	11	1	2	57	97%
ASSOCIATE DEGREES												
CIP#	Program's Name	Instructor	Chair Update	# of Grads	Exclusions	#Available	Employed	School	In School & Job	UNK	# Placed	% Placed
35002	Accounting (Associate)	Len Hopkins	8/11/2016	12	1	11	5	4	0	2	9	82%
35007	AOT	Karen Harris-Sv	6/13/2016	8		8	6	1	0	1	7	88%
35030	Management	L. Hopkins	8/11/2016	23	1	22	12	5	0	5	17	77%
35104	Computer Technology	Karen Harris-Sv	8/15/2015	20	2	18	11	3	0	4	14	78%
35208	Nursing	Mary Jo Ardis	6/30/2016	69	0	69	66	1	2	2	67	97%
35303	Eng. Graphics Tech (Assoc)	David Tuders	7/26/2016	20	1	19	12	3	0	4	15	79%
35318	General Technology	Brent Russell	8/15/2016	30		30	22	6	0	2	28	93%
35408	Environmental Engineering	Josh Castleberr	8/3/2016	12		12	10	2	0	0	12	100%
35426	Natural Resources Mgmt.	Josh Castleberr	7/26/2016	8		8	6	0	0	2	6	75%
35501	Human Services Assoc	Lisa Nelligan	8/3/2016	23	1	22	12	4	1	6	16	73%
35505	CRJ	Chris Hall	8/15/2015	15	1	14	4	9	0	1	13	93%
35508	ECD Assoc	Pam Dinkins	8/15/2016	28		28	21	5	1	2	26	93%
35520	Paralegal	Gary Johnson		12	1	11	3	6	0	2	9	82%
45600	AA	T. Midgett	8/15/2016	46		46	9	32	0	5	41	89%
55600	AS	Jason Tisdell	11-Aug	25	0	25	6	15	0	4	21	84%
Associate Degree Totals				351	8	343	205	96	4	42	301	88%
CERTIFICATES												
CIP#	Program's Name	Instructor	Chair Update	# of Grads	Exclusion	#Available	Employed	School	In School & Job	UNK	# Placed	% Placed
60649	Internetworking	K. Harris-Sweetm	8/15/2016	4	1	3	3	0	0	0	3	100%
60862	Infant & Toddler Care	Pam Dinkins	7/26/2016	2		2	1		0	1	1	50%
60886	College Studies	T. Midgett	15-Aug	13		13	5	6	1	2	11	85%
60944	Water Operator	J Castleberry	7/26/2016	3		3	2	1	0	0	3	100%
60945	Wastewater Operator	J Castleberry		2		2	1	1	0	0	2	100%
61023	Environ. Health, Safety	J. Castleberry		4		4	2	2	0	0	4	100%
61037	Gerontology	Lisa Nelligan		4		4		4	0	0	4	100%
61043	Advanced CNC Programming	L. Humphries	5/10/2016	1		1	1	0	0	0	1	100%
70191	ECD Certificate	Pam Dinkins	8/15/2016	13		13	6	7	0	0	13	100%
70261	Information Processing	K. Harris-Sweetm	6/13/2016	7		7	1	5	0	1	6	86%
70630	Health Science Prep	Mary Jo Ardis		2		2		2	0	0	2	100%
70808	BHAC	Chris Watkins	6/30/2016	20		20	10	6	0	4	16	80%
70810	Welding	Axel Reis		33	7	26	25	1	0	0	26	100%
70816	Computer Specialist	K. Harris-Sweetm	8/15/2015	10		10	5	2	0	3	7	70%
70847	Accounting Specialist	Len Hopkins	7/5/2016	13	0	13	4	9	0	0	13	100%
70970	Adv AC/H	Chris Watkins	6/30/2016	6		6	5		0	1	5	83%
71088	Medical Record Coding	Mary Johnson		15	2	13	11	2	0	0	13	100%
71133	End User Support	K. Harris-Sweetman		2		2		1	0	1	1	50%
71158	Automotive Technology	David Moore	5/10/2016	4	1	3	3	0	0	0	3	100%
71159	Auto Diagnostic Tech	David Moore	5/10/2016	10		10	6	4	1	0	10	100%
71165	Basic Mechatronics	Bert Hancock	8/15/2016	12		12		11	0	1	11	92%
71166	Adv Mechatronics	Bert Hancock		4		4	4		0	0	4	100%
71168	Adv Pipe Welding	Axel Reis	7/13/2016	11		11	11	0	0	0	11	100%
71180	Human Services Cert	Lisa Nelligan		3		3	1	2	1	0	3	100%
71181	Massage Therapy	Brent Jackson		9	1	8	8	0	0	0	8	100%
71237	Basic Machining CNC	L. Humphries		6		6	2	4	0	0	6	100%
71238	Pharmacy Technician	J. Simmons	8/15/2016	12		12	6	4	0	2	10	83%
71291	Certified Nursing Assistant	Lynda Marshall		16		16	4	10	0	2	14	88%
Certificate Degree Totals				241	12	229	127	84	3	18	211	92%
GRAND TOTALS				653	22	631	378	191	8	62	569	90%

CIP#	Program's Name	Instructor	Chair Update	# of Grads	Exclusions	#Available	Employed	School	In School & Job	UNK	# Placed	% Placed
	<i>DIPLOMAS</i>											
15041	Administrative Support	K. Harris-Sweetman	8/17/2015	13	1	12	4	4	1	4	8	67%
15209	Nursing PN	Mary Jo Ardis	7/6/2015	12	0	12	10	1	1	1	11	92%
15211	Surgical Tech	Bimbrie Weber	7/6/2015	12	1	11	10	1	3	0	11	100%
15214	Medical Assisting	Mickey Wheeler	7/8/2015	16	1	15	14	1	2	0	15	100%
15508	ECD Diploma	Pam Dinkins	7/27/2015	11	0	11	9	2	6	0	11	100%
	Diploma Degree Totals			64	3	61	47	9	13	5	56	92%
	<i>ASSOCIATE DEGREES</i>											
35002	Accounting (Associate)	John Watson	6/8/2015	5	0	5	2	3	0	0	5	100%
35007	AOT	K. Harris-Sweetman	8/17/2015	12	0	12	8	2	3	2	10	83%
35030	Management	L. Hopkins	8/12/2015	13	0	13	6	4	0	3	10	77%
35104	Computer Technology	K. Harris-Sweetman	8/10/2015	11	1	10	6	1	1	3	7	70%
35208	Nursing	Mary Jo Ardis	7/8/2015	85	0	85	82	1	10	2	83	98%
35303	Eng Graphics Tech (Assoc)	David Tuders		9	1	8	7	0	1	1	7	88%
35318	General Technology	Brent Russell	6/16/2015	34	0	34	27	5	2	2	32	94%
35408	Environmental Engineering	Josh Castleberry	8/10/2015	3	1	2	1	1	0	0	2	100%
35426	Natural Resources Mgmt	John Martin	11/18/2014	11	0	11	8	2	0	1	10	91%
35501	Human Services Assoc	Lisa Nelligan	7/6/2015	23	0	23	7	13	3	3	20	87%
35505	CRJ	Chris Hall	7/27/2015	19	0	19	9	8	3	2	17	89%
35508	ECD Assoc	Pam Dinkins	7/6/2015	14	0	14	8	6	3	0	14	100%
35520	Paralegal	Gary Johnson	8/5/2015	18	1	17	8	6	3	3	14	82%
45600	AA	M. McFarland	8/3/2015	41	1	40	17	19	0	4	36	90%
55600	AS	Jason Tisdell	6-Jul	19	0	19	5	13	0	1	18	95%
	Associate Degree Totals			317	5	312	201	84	29	27	285	91%
	<i>CERTIFICATES</i>											
60649	Internetworking	K. Harris-Sweetman	8/17/2015	1	0	1	1	0	0	0	1	100%
60886	College Studies	M. McFarland	6-Jul	9	0	9	2	3	1	4	5	56%
60944	Water Operator	J Castleberry	8/10/2015	1	0	1	1				1	100%
60945	Wastewater Operator	J Castleberry	8/10/2015	5	0	5	2	3	0	0	5	100%
60952	Electrical Technician Cert	Brent Russell	6/16/2015	7	7	0				0	0	0%
61023	Envir. Health, Safety	J. Castleberry	8/10/2015	3	0	3	2	1	0	0	3	100%
61037	Gerontology	Lisa Nelligan	8/3/2015	4	0	4	0	3	0	1	3	75%
70191	ECD Certificate	Pam Dinkins	7/6/2015	10	0	10	6	4	4	0	10	100%
70261	Information Processing	K. Harris-Sweetman	8/17/2015	9	1	8	4	3	1	1	7	88%
70630	Health Science Prep	Mary Jo Ardis	3-Aug	7	0	7	3	4	0	0	7	100%
70808	BHAC	Chris Watkins	6/16/2015	21	2	19	14	2	5	3	16	84%
70810	Welding	Axel Reis	6/15/2015	27	3	24	20	4	10	0	24	100%
70816	Computer Specialist	K. Harris-Sweetman	11/17/2014	4	0	4	3	0	1	1	3	75%
70847	Accounting Specialist	John Watson		11	0	11	2	9	1	0	11	100%
70970	Adv AC/H	Chris Watkins	6/15/2015	3		3	2			1	2	67%
71073	Interdisciplinary Studies	John Watson		1		1				1		0%
71088	Medical Record Coding	Mary Johnson	7/6/2015	12	3	9	8	1	1	0	9	100%
71158	Automotive Technology	David Moore	8/3/2015	11	0	11	8	3	1	0	11	100%
71159	Auto Diagnostic Tech	David Moore	7/6/2015	10	0	10	8	1	1	1	9	90%
71165	Basic Mechatronics	Bert Hancock	6/15/2015	16	0	16	13	2	7	1	15	94%
71166	Adv Mechatronics	Bert Hancock	6/15/2015	6	0	6	3	3	0	0	6	100%
71168	Adv Pipe Welding	Axel Reis	6/15/2015	10	3	7	6	1	0	0	7	100%
71180	Human Services Cert	Lisa Nelligan	6/9/2015	4	0	4	3	1	1	0	4	100%
71181	Massage Therapy	Brent Jackson	11/17/2014	17	3	14	13	1	3	0	14	100%
71237	Basic Machining CNC	L. Humphries	6/15/2015	12	1	11	8	2	1	1	10	91%
71238	Pharmacy Technician	J. Simmons	8/4/2015	10	0	10	7	1	1	2	8	80%
	Certificate Degree Totals			231	23	208	139	52	39	17	191	92%
	GRAND TOTALS			612	31	581	387	145	81	49	532	91.57%

CIP#	Program's Name	Instructor	Chair Update	# of Grads	Exclusions	#Available	Employed	School	In School & Job	UNK	# Placed	% Placed
	DIPLOMAS											
15041	Administrative Support	E Bastedo	7/10/2014	26	1	25	12	9	1	4	21	84%
15209	Nursing PN	Mary Jo Ardis	7/10/2014	18	0	18	17	1	3	0	18	100%
15211	Surgical Tech	B. Weber	5/22/2014	12	0	12	4	7	2	1	11	92%
15214	Medical Assisting	M. Wheeler	5/22/2014	14	0	14	14	0	7	0	14	100%
15370	Machine Tool	L. Humphries	6/4/2014	1	0	1	1	0	0	0	1	100%
15508	ECD Diploma	Pam Dinkins	5/22/2014	5	0	5	3	2	1	0	5	100%
	Diploma Degree Totals			76	1	75	51	19	14	5	70	93%
CIP#	ASSOCIATE DEGREES	Instructor	Chair Update	# of Grads	Exclusions	#Available	Employed	School	In School & Job	UNK	# Placed	% Placed
35002	Accounting	John Watson	7/10/2014	16	0	16	6	10	0	0	16	100%
35007	AOT	E Bastedo	7/10/2014	23	1	22	15	6	1	1	21	95%
35030	Management	L. Hopkins	6/11/2014	12	2	10	4	5	0	1	9	90%
35104	Computer Technology	Barbara Wells	7/24/2014	20	2	18	12	2	0	4	14	78%
35208	Nursing	Mary Jo Ardis	7/21/2014	67	0	67	64	3	4	0	67	100%
35303	Eng Graphics Tech	David Tuders	6/9/2014	14	1	13	7	1	1	5	8	62%
35318	General Technology	Brent Russell	7/10/2014	12	0	12	10	1	3	1	11	92%
35408	Environmental Eng	J. Castleberry	7/10/2014	8	0	8	5	3	0	0	8	100%
35426	Natural Resources Mgmt	John Martin	5/27/2014	10	0	10	5	5	0	0	10	100%
35501	Human Services Assoc	Lisa Nelligan	7/10/2014	18	0	18	5	11	0	2	16	89%
35505	CRJ	Chris Hall	5/22/2014	9	0	9	2	6	1	1	8	89%
35508	ECD Assoc	Pam Dinkins	5/22/2014	21	1	20	12	8	8	0	20	100%
35520	Paralegal	Gary Johnson	5/27/2014	7	0	7	1	6	0	0	7	100%
45600	AA	M. McFarland	7/10/2014	42	1	41	7	33	1	1	40	98%
55600	AS	Jason Tisdell	10-Jul	23	3	20	6	13	1	1	19	95%
	Associate Degree Totals			302	11	291	161	113	20	17	274	94%
CIP#	CERTIFICATES	Instructor	Chair Update	# of Grads	Exclusions	#Available	Employed	School	In School & Job	UNK	# Placed	% Placed
60649	Internetworking	B. Wells	7/24/2014	7	0	7	6	0	1	1	6	86%
60886	College Studies	M. McFarland	10-Jul	13	0	13	4	9	0	0	13	100%
60944	Water Operator	J Castleberry	5/27/2014	5	0	5	5	0	0	0	5	100%
60945	Wastewater Operator	J Castleberry	5/27/2014	3	0	3	3	0	1	0	3	100%
60952	Electrical Technician	Brent Russell		10	10	0	0	0	0	0	0	Excluded
61023	Envir. Health, Safety	J. Castleberry	5/27/2014	5	0	5	2	2	0	1	4	80%
61037	Gerontology	Lisa Nelligan	5/22/2014	3	0	3	0	3	0	0	3	100%
70191	ECD Certificate	Pam Dinkins	5/27/2014	4	0	4	1	3	0	0	4	100%
70261	Information Processing	E Bastedo	7/10/2014	26	1	25	12	9	1	4	21	84%
70389	Machine Tool Operator	L. Humphries	5/22/2014	1	0	1	1	0	0	0	1	100%
70557	Pre Ocup Physical Therapy	M. Laney	22-May	1	0	1	0	1	0	0	1	100%
70630	Health Science Prep	Mary Jo Ardis	21-Jul	17	0	17	6	10	1	1	16	94%
70808	BHAC	Chris Watkins	7/22/2014	21	1	20	7	7	3	6	14	70%
70810	Welding	Axel Reis	7/10/2014	40	2	38	21	11	4	6	32	84%
70816	Computer Specialist	Barbara Wells	7/21/2014	11	2	9	4	4	0	1	8	89%
70847	Accounting Specialist	John Watson	7/22/2014	14	0	14	3	11	0	0	14	100%
70848	Phlebotomy	Sena Gibson	7/10/2014	1	0	1	1	0	0	0	1	100%
70970	Adv AC/H	Chris Watkins	5/27/2014	2	0	2	2	0	2	0	2	100%
71073	Interdisciplinary Studies	John Watson	7/10/2014	3	0	3	2	1	0	0	3	100%
71088	Medical Record Coding	Mary Johnson	5/22/2014	14	5	9	8	1	2	0	9	100%
71133	End User Support	Barbara Wells	7/21/2014	4	2	2	2	0	0	0	2	100%
71158	Automotive Technology	David Moore	5/29/2014	14	0	14	11	0	3	3	11	79%
71165	Basic Mechatronics	Bert Hancock	5/22/2014	18	0	18	14	3	8	1	17	94%

CIP#	CERTIFICATES	Instructor	Chair Update	# of Grads	Exclusions	#Available	Employed	School	In School & Job	UNK	# Placed	% Placed
71166	Adv Mechatronics	Bert Hancock	5/22/2014	2	0	2	2	0	0	0	2	100%
71168	E	Axel Reis	5/22/2014	19	1	18	13	2	0	3	15	83%
71180	Human Services Cert	Lisa Nelligan	7/21/2014	12	1	11	1	10	0	0	11	100%
71181	Massage Therapy	Brent Jackson	5/22/2014	12	0	12	11	1	2	0	12	100%
71237	Basic Machining CNC	L. Humphries	5/22/2014	4	0	4	0	4	0	0	4	100%
71238	Pharmacy Technician	C. Ellenburg	7/10/2014	9	0	9	7	0	1	2	7	78%
	Certificate Degree Totals			295	25	270	149	92	29	29	241	89%
	GRAND TOTALS			673	37	636	361	224		51	585	91.98%

2013 Program Evaluation
Job Placement
July 1, 2011 through June 30, 2012 Graduates

CIP#	Program's Name	# of Grads	Exclusions	#Available	Employed	School	UNK	# Placed	% Placed
	<i>DIPLOMAS</i>								
15041	Administrative Support	15	0	15	0	14	1	14	93%
15209	Nursing PN	27	0	27	27	0	0	27	100%
15211	Surgical Tech	13	1	12	10	1	1	11	92%
15214	Medical Assisting	16	1	15	14	1	0	15	100%
15302	Engineering Graphics Dip	1	0	1	1	0	0	1	100%
15508	ECD Diploma	8	0	8	2	6	0	8	100%
	Diploma Degree Totals	80	2	78	54	22	2	76	97%
CIP#	ASSOCIATE DEGREES	# of Grads	Exclusions	#Available	Employed	School	UNK	# Placed	% Placed
35002	Accounting (Associate)	18	0	18	10	8	0	18	100%
35007	AOT	18	1	17	2	14	1	16	94%
35030	Management	13	0	13	5	6	2	11	85%
35104	Computer Technology	32	5	27	13	7	7	20	74%
35208	Nursing	91	1	90	88	0	2	88	98%
35303	Eng Graphics Tech (Assoc)	11	2	9	5	2	2	7	78%
35318	General Technology	17	2	15	9	5	1	14	93%
35367	Electronics Tech Assoc	7	0	7	6	0	1	6	86%
35408	Environmental Engineering	8	0	8	8	0	0	8	100%
35426	Natural Resources Mgmt	11	0	11	7	3	1	10	91%
35501	Human Services Assoc	1	0	1	0	1	0	1	100%
35505	CRJ	11	0	11	1	8	2	9	82%
35508	ECD Assoc	20	1	19	8	9	2	17	89%
35520	Paralegal	13	1	12	4	4	4	8	67%
45600	AA	29	2	27	8	18	1	26	96%
55600	AS	8	0	8	1	6	1	7	88%
	Associate Degree Totals	308	15	293	175	91	27	266	91%
CIP#	CERTIFICATES	# of Grads	Exclusions	#Available	Employed	School	UNK	# Placed	% Placed
60649	Internetworking	9	1	8	7	1	0	8	100%
60862	Infant and Toddler Care	2	0	2	2	0	0	2	100%
60886	College Studies	104	0	104	24	72	8	96	92%
60944	Water Operator	4	1	3	2	1	0	3	100%
60945	Wastewater Operator	6	0	6	5	1	0	6	100%
60952	Electrical Technician Cert	14	14	0	0	0	0	0	
61037	Gerontology	4	1	3	0	3	0	3	100%
61038	Emergency Medical Tech	4	0	4	3	0	1	3	75%
70191	ECD Certificate	10	0	10	0	10	0	10	100%
70261	Information Processing	10	0	10	1	8	1	9	90%
70275	Industrial Electricity/Elect	1	0	1	1	0	0	1	100%
70389	Machine Tool Operator	2	0	2	2	0	0	2	100%
70557	Pre Occupy Physical Thpy	3	0	3	0	3	0	3	100%
70630	Health Science Prep	77	0	77	13	48	16	61	79%
70631	Pre-Dental Hygiene	3	0	3	0	3	0	3	100%
70686	General Studies	2	0	2	0	2	0	2	100%

CIP#	CERTIFICATES	# of Grads	Exclusions	#Available	Employed	School	UNK	# Placed	% Placed
70762	Pre-Pharmacy Tech	2	0	2	0	2	0	2	100%
70808	BHAC	18	0	18	6	10	2	16	89%
70810	Welding	23	5	18	12	6	0	18	100%
70816	Computer Specialist	18	2	16	12	3	1	15	94%
70847	Accounting Specialist	14	0	14	4	10	0	14	100%
70848	Phlebotomy	8	1	7	1	6	0	7	100%
70970	Adv AC/H	7	0	7	3	2	2	5	71%
71073	Interdisciplinary Studies	7	0	7	4	3	0	7	100%
71088	Medical Record Coding	15	2	13	8	5	0	13	100%
71133	End User Support	11	2	9	5	2	2	7	78%
71158	Automotive Technology	5	0	5	2	3	0	5	100%
71159	Auto Diagnostic Tech	17	2	15	11	3	1	14	93%
71165	Basic Mechatronics	12	0	12	7	5	0	12	100%
71166	Adv Mechatronics	6	0	6	4	2	0	6	100%
71168	Adv Pipe Welding	21	1	20	18	2	0	20	100%
71180	Human Services Cert	12	0	12	1	10	1	11	92%
71181	Massage Therapy	13	1	12	7	4	1	11	92%
71238	Pharmacy Technician	7	1	6	6	0	0	6	100%
	Certificate Degree Totals	471	34	437	171	230	36	401	92%
	GRAND TOTALS	859	68	808	629	456	94	743	92%

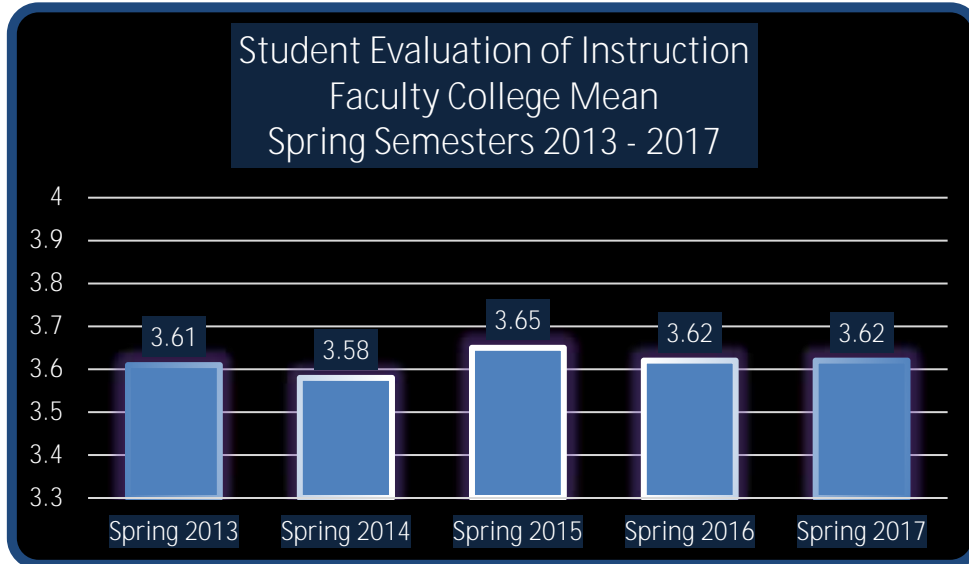
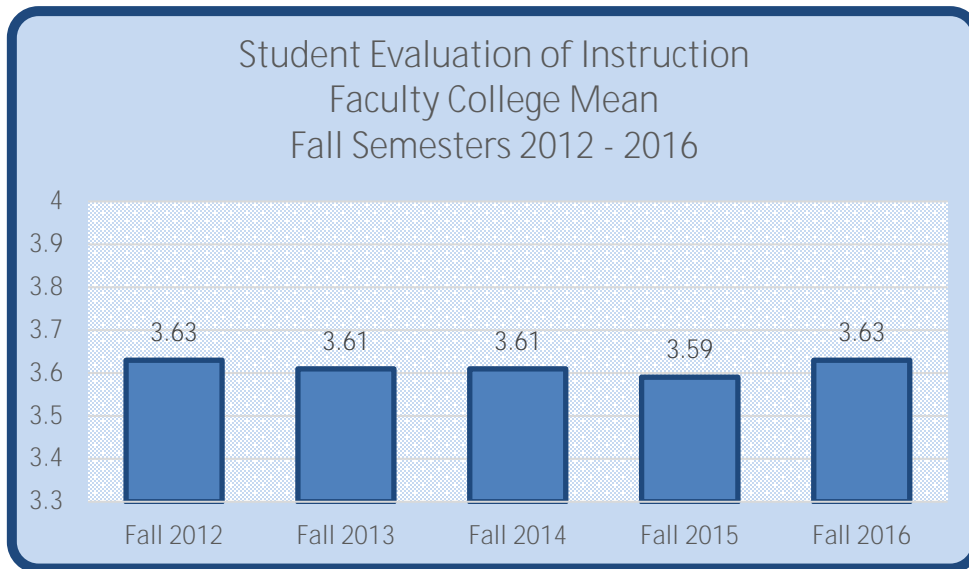
Enterprise Decision Support System
 IPEDS Success Rate Component

Central Carolina Technical College Cohort Year: 2012 - 2015

**Success & Graduation Rates Includes the Cohort's Full-time and Part-time students

INITIAL COHORT	INITIAL COHORT	EXCLUSIONS	FINAL COHORT	COMPLETERS IN 150% OF NORMAL TIME	GRADUATION RATE	TRANSFER OUT	STILL ENROLLED	SUCCESS RATE	NON-COMPL 150% NOT ENROLLED		
(Full Time)	(Part Time)										
444	470	0	914	21	33	54	5.91%	112	107	29.87%	641

Central Carolina Technical College
Student Evaluation of Instruction
Fall & Spring Faculty Means



Source: Student Evals_ALL_Instructor Q 12-26

SECTION FIVE:

FRESHMAN AND COHORT'S PROFILE

**ALL 2016 FALL FIRST-TIME FRESHMEN PROFILE
(Full & Part-Time Students)**

GENDER	CCTC			
	Full-Time	Part-Time	Total	Percent
Female	281	131	412	57.6%
Male	202	101	303	42.4%
Total	483	232	715	100.0%

RACE	CCTC			
	Male	Female	Total	Percent
Hispanic/Latino	13	14	27	3.8%
American Indian/Alaskan Native			0	
Asian		3	3	0.4%
Black/African American	134	204	338	47.3%
Native Hawaiian/Other Pacific Island			0	
White	145	174	319	44.6%
Two or More Races	6	9	15	2.1%
Unknown	5	8	13	1.8%
Non-Resident Alien			0	
Total	303	412	715	100.0%

County of Origin	Central Carolina	Percent
Clarendon	84	11.7%
Darlington	5	0.7%
Dorchester	1	0.1%
Florence	6	0.8%
Horry	1	0.1%
Kershaw	177	24.8%
Lancaster	3	0.4%
Lee	43	6.0%
Lexington	1	0.1%
Orangeburg	3	0.4%
Richland	7	1.0%
Sumter	333	46.6%
Union	1	0.1%
Unknown	48	6.7%
Williamsburg	1	0.1%
York	1	0.1%
Grand Total	715	100.00%

FIRST-TIME FRESHMEN AGE*	CCTC		
	Full-Time	Part-Time	Total
17 & Under	16	4	20
18-19	377	136	513
20-21	35	36	71
22-24	12	14	26
25-29	14	12	26
30-34	8	14	22
35-39	10	6	16
40-49	7	3	10
50-64	3	6	9
65 & Over	1	1	2
Total	483	232	715

AVERAGE AGE	21
--------------------	-----------

EDSS ST ENR 101Q/First Time Freshman
CHE ENR0030-Headcount-enrollment of First Time Freshman by County of Origin 2016 Fall

Headcount Enrollment of First-Time Freshmen by High School
SC Public & Independent Colleges & Universities
Reporting Year - 2016
Institution Type - Public
Semester - Fall
Institution Category - Technical Colleges

High School CCEB & Description	Central Carolina Technical College
410758 West Florence High School	1
411257 Midland Valley High School	1
666666 Out-of-State High School / GED	42
777777 Foreign High School / GED	10
410002 Mayewood School	1
410029 Phoenix Center	1
410175 Lee Central High School	29
410178 Robert E. Lee Academy	5
410200 Lugoff-Elgin High School	86
410210 Blythewood High School	1
410211 Westwood High School	2
410250 Branchville High School	1
410290 Camden High School	65
410445 Chester Senior High School	1
410518 Spring Valley High School	1
410523 SC Virtual Charter School	4
410524 SC Connections Academy	3
410623 Thomas Sumter Academy	7
410630 Darlington High School	3
410760 Wilson Senior High School	1
410995 Hartsville Senior High School	2
411070 Lower Richland High School	2
411155 Johnsonville High School	1
411175 Andrew Jackson High School	1
411190 North Central High School	19
411195 Kingstree Senior High School	2
411210 Lake City High School	2
411295 White Knoll High School	1
411339 Laurence Manning Academy	15
411340 Manning High School	45
411361 Grace Home School Association	1
411890 Scotts Branch High School	6
411891 Clarendon Hall	1
411904 Crestwood High School	66
411915 Homeward Education Association	10
411928 Lakewood High School	60
411930 Mayewood High School (Closed)	2
411931 Sumter High School	129
411934 Wilson Hall	2
411935 St. Francis Xavier High School	1
411937 Sumter Christian School	5
411975 Timmonsville High School	1
411995 East Clarendon High School	15
412050 Walterboro High School	1
412155 Fairfield Central High School	1
555555 South Carolina GED	54
888888 Unknown High School	5
Grand Total	715

Jun 20, 2017

**ALL 2015 FALL FIRST-TIME FRESHMEN PROFILE
(Full & Part-Time Students)**

GENDER	CCTC			
	Full-Time	Part-Time	Total	Percent
Female	286	136	422	57.7%
Male	199	111	310	42.3%
Total	485	247	732	100.0%

RACE	CCTC			
	Male	Female	Total	Percent
Hispanic/Latino	12	15	27	3.7%
American Indian/Alaskan Native		1	1	0.1%
Asian		3	3	0.4%
Black/African American	111	172	283	38.7%
Native Hawaiian/Other Pacific Island			0	0.0%
			0	0.0%
White	174	211	385	52.6%
Two or More Races	4	12	16	2.2%
			0	0.0%
Unknown	9	8	17	2.3%
Non-Resident Alien			0	0.0%
Total	310	422	732	100.0%

County of Origin	Central Carolina	Percent
Berkeley	1	0.14%
Clarendon	128	17.49%
Darlington	1	0.14%
Dorchester	4	0.55%
Fairfield	1	0.14%
Florence	6	0.82%
Kershaw	225	30.74%
Lancaster	3	0.41%
Lee	47	6.42%
Orangeburg	1	0.14%
Richland	3	0.41%
Sumter	275	37.57%
Williamsburg	3	0.41%
Out-Of-State	9	1.23%
Unknown	25	3.42%
Grand Total	732	100.00%

FIRST-TIME FRESHMEN AGE*	CCTC		
	Full-Time	Part-Time	Total
17 & Under	11	2	13
18-19	393	119	512
20-21	35	28	63
22-24	11	33	44
25-29	13	21	34
30-34	9	11	20
35-39	6	9	15
40-49	7	11	18
50-64		12	12
65 & Over		1	1
Total	485	247	732

AVERAGE AGE	21
--------------------	-----------

EDSS ST ENR 101Q/First Time Freshman
CHE ENR0030-Headcount-enrollment of First Time Freshman by County of Origin 2015 Fall

**Headcount Enrollment of First-Time Freshmen by High School
 SC Public & Independent Colleges & Universities
 Reporting Year - 2015
 Institution Type - Public
 Semester - Fall
 Institution Category - Technical Colleges**

Technical Colleges

High School CCEB & Description	Central Carolina Technical College
410335 Brookland-Cayce High School	1
410831 Stratford High School	1
666666 Out-of-State High School / GED	60
777777 Foreign High School / GED	9
410029 Phoenix Center	3
410082 Aynor High School	1
410175 Lee Central High School	28
410178 Robert E. Lee Academy	6
410200 Lugoff-Elgin High School	99
410210 Blythewood High School	2
410290 Camden High School	69
410420 West Ashley High School	1
410430 Cheraw High School	1
410515 Cardinal Newman High School	1
410518 Spring Valley High School	1
410523 SC Virtual Charter School	1
410539 Richland Northeast High School	1
410540 South Carolina School	2
410543 Ridge View High School	1
410548 W.J. Keenan High School	1
410620 Hillcrest High School-Dalzell	1
410623 Thomas Sumter Academy	3
410630 Darlington High School	1
410755 South Florence High School	1
410760 Wilson Senior High School	2
410994 Emmanuel Baptist School	1
411070 Lower Richland High School	2
411105 Irmo High School	2
411155 Johnsonville High School	1
411190 North Central High School	30
411195 Kingstree Senior High School	1
411210 Lake City High School	1
411240 Buford High School	1
411339 Laurence Manning Academy	20
411340 Manning High School	61
411370 McBee High School	1
411591 Hannah-Pamplico High School	1
411632 Wren High School	1
411738 Dorchester Academy	2
411740 Woodland High School	1
411890 Scotts Branch High School	10
411891 Clarendon Hall	3
411904 Crestwood High School	46
411912 Furman High School	1
411928 Lakewood High School	51
411930 Mayewood High School (Closed)	2
411931 Sumter High School	97
411937 Sumter Christian School	4
411975 Timmonsville High School	2
411995 East Clarendon High School	32
555555 South Carolina GED	49
888888 Unknown High School	9
Grand Total	732

Jul 8, 2016

**ALL 2014 FALL FIRST-TIME FRESHMEN PROFILE
(Full & Part-Time Students)**

GENDER	CCTC			
	Full-Time	Part-Time	Total	Percent
Female	227	163	390	58.0%
Male	175	107	282	42.0%
Total	402	270	672	100.00%
RACE	CCTC			
	Male	Female	Total	Percent
Hispanic/Latino	6	12	18	2.68%
American Indian/Alaskan Native		1	1	0.15%
Asian	2	2	4	0.60%
Black/African American	124	175	299	44.49%
Native Hawaiian/Other Pacific Island	0	0	0	0.00%
			0	0.00%
White	140	186	326	48.51%
Two or More Races	2	2	4	0.60%
			0	0.00%
Unknown	8	12	20	2.98%
Non-Resident Alien	0	0	0	0.00%
Total	282	390	672	100.00%

County of Origin	Central Carolina	Percent
Barnwell	1	0.15%
Berkeley	1	0.15%
Clarendon	81	12.05%
Darlington	2	0.30%
Dillon	1	0.15%
Florence	9	1.34%
Georgetown	2	0.30%
Horry	1	0.15%
Kershaw	168	25.00%
Lancaster	1	0.15%
Lee	25	3.72%
Lexington	2	0.30%
Orangeburg	1	0.15%
Richland	3	0.45%
Sumter	364	54.17%
Williamsburg	1	0.15%
Out-Of-State	1	0.15%
Unknown	8	1.19%
Grand Total	672	100.00%

FIRST-TIME FRESHMEN AGE*	CCTC		
	Full-Time	Part-Time	Total
17 & Under	5	0	5
18-19	265	104	369
20-21	32	39	71
22-24	24	26	50
25-29	28	32	60
30-34	15	16	31
35-39	11	9	20
40-49	18	23	41
50-64	4	18	22
65 & Over	0	3	3
Total	402	270	672
AVERAGE AGE	24		

EDSS ST ENR 101Q
ENR0030-Headcount-enrollment of First Time Freshman by County of Origin 2014 Fall

**Headcount Enrollment of First-Time Freshmen by High School
 SC Public & Independent Colleges & Universities
 Reporting Year - 2014
 Institution Type - Public
 Semester - Fall
 Institution Category - Technical Colleges**

Technical Colleges

High School CCEB & Description	Central Carolina Technical College
410026 South Aiken High School	1
410105 Barnwell High School	1
410200 Lugoff-Elgin High School	56
410539 Richland Northeast High School	1
411904 Crestwood High School	44
666666 Out-of-State High School / GED	85
777777 Foreign High School / GED	4
888888 Unknown High School	14
410029 Phoenix Center	3
410058 Andrews High School	2
410082 Aynor High School	1
410140 Marlboro County High School	1
410160 Bethune High School	3
410165 Ashwood High School	1
410175 Lee Central High School	18
410178 Robert E. Lee Academy	6
410285 Camden Military	1
410290 Camden High School	38
410305 Camden Christian School	1
410403 Middleton High School	1
410460 Chesterfield Sr High School	1
410510 C.A. Johnson High School	1
410518 Spring Valley High School	3
410543 Ridge View High School	2
410620 Hillcrest High School-Dalzell	3
410623 Thomas Sumter Academy	1
410625 Mayo High Sch Math-Sci & Tech	1
410760 Wilson Senior High School	2
410875 C.E. Murray High School	1
410995 Hartsville Senior High School	2
411040 Lake Marion High School	2
411070 Lower Richland High School	1
411105 Irmo High School	1
411115 Crescent High School	1
411190 North Central High School	17
411195 Kingstree Senior High School	2
411210 Lake City High School	3
411225 Lamar High School	1
411260 Latta High School	2
411339 Laurence Manning Academy	15
411340 Manning High School	45
411532 North Myrtle Beach High School	1
411570 Central High School	1
411591 Hannah-Pamplico High School	1
411657 Mid Carolina High School	2
411755 Calhoun County High School	1
411890 Scotts Branch High School	6
411891 Clarendon Hall	4
411912 Furman High School	2
411928 Lakewood High School	66
411930 Mayewood High School (Closed)	1
411931 Sumter High School	118
411933 Sumter Area Tec Ed Center	1
411935 St. Francis Xavier High School	3
411937 Sumter Christian School	5
411975 Timmonsville High School	4
411995 East Clarendon High School	9
412041 Colleton County High School	1
412190 York Comprehensive High School	1
555555 South Carolina GED	56
Grand Total	672

Aug 19, 2015

Source: CHE/Headcount Enrollment of First Time Freshman by High School Fall 2014

**ALL 2013 FALL FIRST-TIME FRESHMEN PROFILE
(Full & Part-Time Students)**

GENDER	CCTC			
	Full-Time	Part-Time	Total	Percent
Female	216	258	474	60.1%
Male	183	132	315	39.9%
Total	399	390	789	100.00%
RACE	CCTC			
	Male	Female	Total	Percent
Hispanic/Latino	11	16	27	3.42%
American Indian/Alaskan Native	1	1	2	0.25%
Asian	1	1	2	0.25%
Black/African American	165	251	416	52.72%
Native Hawaiian/Other Pacific Island	0	0	0	0.00%
White	126	177	303	38.40%
Two or More Races	2	11	13	1.65%
Unknown	9	17	26	3.30%
Non-Resident Alien	0	0	0	0.00%
Total	315	474	789	100.00%

County of Origin	Central Carolina	Percent
Calhoun	1	0.13%
Chesterfield	1	0.13%
Clarendon	119	15.08%
Darlington	1	0.13%
Florence	4	0.51%
Georgetown	1	0.13%
Kershaw	165	20.91%
Lancaster	1	0.13%
Lee	30	3.80%
Lexington	1	0.13%
Oconee	1	0.13%
Orangeburg	1	0.13%
Richland	18	2.28%
Saluda	1	0.13%
Sumter	436	55.26%
Williamsburg	2	0.25%
Out-Of-State	0	0.00%
Unknown	6	0.76%
Grand Total	789	100.00%

FIRST-TIME FRESHMEN AGE*	CCTC		
	Full-Time	Part-Time	Total
17 & Under	10	5	15
18-19	235	157	392
20-21	32	53	85
22-24	31	33	64
25-29	26	52	78
30-34	21	28	49
35-39	10	23	33
40-49	18	27	45
50-64	16	11	27
65 & Over	0	1	1
Total	399	390	789
AVERAGE AGE	24		

EDSS ST ENR 101Q
ENR0030-Headcount-enrollment of First Time Freshman by County of Origin 2013 Fall

**High School of First-Time Freshman
Full and Part Time Students
Fall 2013**

Technical Colleges

High School CCEB & Description	Central Carolina Technical College
410058 Andrews High School	2
412077 Airport High School	1
666666 Out-of-State High School / GED	82
777777 Foreign High School / GED	4
410002 Mayewood School	1
410029 Phoenix Center	7
410140 Marlboro County High School	1
410175 Lee Central High School	26
410178 Robert E. Lee Academy	5
410200 Lugoff-Elgin High School	48
410290 Camden High School	36
410445 Chester Senior High School	1
410460 Chesterfield Sr High School	1
410494 A.C. Flora High School	1
410510 C.A. Johnson High School	1
410511 C R Neal Cities In School	1
410517 Columbia High School	1
410518 Spring Valley High School	7
410520 Dreher High School	1
410525 Eau Claire High School	1
410539 Richland Northeast High School	1
410540 South Carolina School	1
410543 Ridge View High School	2
410548 W.J. Keenan High School	1
410620 Hillcrest High School-Dalzell	10
410630 Darlington High School	3
410670 James F. Byrnes High School	1
410755 South Florence High School	2
410875 C.E. Murray High School	2
410995 Hartsville Senior High School	1
411040 Lake Marion High School	1
411070 Lower Richland High School	5
411190 North Central High School	26
411210 Lake City High School	2
411225 Lamar High School	1
411260 Latta High School	1
411290 Lexington High School	1
411339 Laurence Manning Academy	23
411340 Manning High School	50
411370 McBee High School	2
411395 Lincoln High School	1
411410 McColl High School	1
411425 Berkeley High School	1
411455 Mullins High School	1
411465 Myrtle Beach High School	1
411472 St. James High School	1
411625 Pickens Senior High School	1
411675 Jasper County High School	1
411748 Calhoun Academy The	1
411815 Seneca Senior High School	1
411890 Scotts Branch High School	13
411891 Clarendon Hall	5
411900 Summerville High School	1
411904 Crestwood High School	52
411912 Furman High School	2
411928 Lakewood High School	66
411930 Mayewood High School (Closed)	4
411931 Sumter High School	134
411933 Sumter Area Tec Ed Center	1
411937 Sumter Christian School	3
411940 Swansea High School	1
411995 East Clarendon High School	8
412084 Wil Lou Gray Opportunity Sch	1
412100 Baron Dekalb	1
412155 Fairfield Central High School	3
555555 South Carolina GED	111
888888 Unknown High School	9
Grand Total	789

Jun 18, 2014

Source: CHE/Search the CHE Document Catalog/Headcount Enrollment of First time Freshman by High School Fall 2013

**ALL 2012 FALL FIRST-TIME FRESHMEN PROFILE
(Full & Part-Time Students)**

GENDER	CCTC			
	Full-Time	Part-Time	Total	Percent
Male	198	171	369	40.1%
Female	246	305	551	59.9%
Total	444	476	920	100.00%

RACE	CCTC			
	Male	Female	Total	Percent
Hispanic/Latino	4	17	21	2.28%
American Indian/Alaskan Native	0	3	3	0.33%
Asian	4	4	8	0.87%
Black/African American	181	264	445	48.37%
Native Hawaiian/Other Pacific Island	0	0	0	0.00%
White	156	230	386	41.96%
Two or More Races	2	3	5	0.54%
Unknown	22	30	52	5.65%
Non-Resident Alien	0	0	0	0.00%
Total	369	551	920	100.00%

County of Origin	Central Carolina	Percent
Charleston	2	0.22%
Clarendon	75	8.15%
Darlington	2	0.22%
Dorchester	3	0.33%
Edgefield	1	0.11%
Fairfield	2	0.22%
Florence	4	0.43%
Horry	3	0.33%
Lee	49	5.33%
Lexington	3	0.33%
Kershaw	208	22.61%
Marion	2	0.22%
Orangeburg	2	0.22%
Richland	10	1.09%
Sumter	519	56.41%
Williamsburg	6	0.65%
Out-Of-State	2	0.22%
Unknown	27	2.93%
Grand Total	920	100.00%

FIRST-TIME FRESHMEN AGE*	CCTC		
	Full-Time	Part-Time	Total
17 & Under	9	4	13
18-19	259	146	405
20-21	52	76	128
22-24	22	54	76
25-29	40	55	95
30-34	23	45	68
35-39	13	28	41
40-49	17	47	64
50-64	9	19	28
65 & Over	0	2	2
Total	444	476	920
AVERAGE AGE	25		

CHE\ Search Catalog for More Data\ENR0015 Headcount Enrollment of First Time Freshman by County of origin Fall 2012

Source: CHE/Data&Publication/CHEMIS/Enrollment/2012 enroll 1st freshmancountytech_2012 public chart
 CHE/Data&Publications/Chemis/Enrollment/Fall 2012 Enrollment by race, gender & student level, First-time freshman
 CHE/Data&Publications/Chemis/Enrollment/Fall 2012 county of origin of first time freshman (NOT AVAILABLE AT THIS TIME 10/1/13)
 EDSS ST ENR 101Q

**High School of First-Time Freshman
Full and Part Time Student
Fall 2012**

High School CCEB & Description	Central Carolina Technical College
410413 Lowcountry Academy	1
410494 A.C. Flora High School	1
410700 Strom Thurmond High School	1
411070 Lower Richland High School	1
411550 Orangeburg-Wilkinson High Sch	2
411940 Swansea High School	1
666666 Out-of-State High School / GED	129
777777 Foreign High School / GED	15
410002 Mayewood School	2
410029 Phoenix Center	7
410055 Westside Senior High School	1
410058 Andrews High School	1
410082 Aynor High School	1
410140 Marlboro County High School	1
410160 Bethune High School	1
410175 Lee Central High School	31
410178 Robert E. Lee Academy	3
410200 Lugoff-Elgin High School	61
410285 Camden Military	1
410290 Camden High School	40
410380 Burke High School	1
410518 Spring Valley High School	2
410520 Dreher High School	1
410540 South Carolina School	1
410555 Conway Senior High School	2
410620 Hillcrest High School-Dalzell	8
410623 Thomas Sumter Academy	3
410712 Mount Pleasant High School	5
410755 South Florence High School	3
410818 Winyah Academy	1
410830 Goose Creek High School	1
410831 Stratford High School	1
410875 C.E. Murray High School	3
410960 Creek Bridge High School	1
410970 Wade Hampton High School-Hamp	1
411040 Lake Marion High School	1
411101 Dutch Fork High School	1
411175 Andrew Jackson High School	1
411190 North Central High School	39
411195 Kingstree Senior High School	3
411210 Lake City High School	2
411295 White Knoll High School	2
411339 Laurence Manning Academy	11
411340 Manning High School	38
411360 Marion High School	1
411370 McBee High School	1
411395 Lincoln High School	2
411495 Green Sea-Floyds High School	1
411591 Hannah-Pamplico High School	1
411625 Pickens Senior High School	1
411657 Mid Carolina High School	1
411890 Scotts Branch High School	11
411891 Clarendon Hall	2
411904 Crestwood High School	63
411912 Furman High School	4
411928 Lakewood High School	77
411930 Mayewood High School (Closed)	7
411931 Sumter High School	149
411934 Wilson Hall	2
411948 Eastside High School	1
411995 East Clarendon High School	5
412155 Fairfield Central High School	1
412190 York Comprehensive High School	1
555555 South Carolina GED	135
888888 Unknown High School	21
Grand Total	920

Jun 18, 2014

Source: CHE\Search the CHE Document Catalog/Headcount Enrollment of First Time Freshman by High School Fall 2012

COHORTS

Cohort – A specific group of students established for tracking purposes. CCTC tracks first-time, full-time, degree seeking students in cohorts. A first time student is “a student attending any institution for the first time at the level enrolled.” By this we mean that this is a student’s first time in postsecondary education (or the student is not known to have attended another postsecondary institution). There are two exceptions: (1) students who attended any institution the summer prior to entering your institution in the fall term are to be counted as “first-time,” as are (2) students who entered with advanced standing (college credits earned before graduation from high school). **YOUR COHORT NEVER CHANGES.**

CENTRAL CAROLINA 5-YEAR COHORT PROFILE

FALL 2012-2016

FALL SEMESTER		FALL 2012		FALL 2013		FALL 2014		FALL 2015		FALL 2016		2015 - 2016 % DIFF		5-YR % DIFF	
		#	%	#	%	#	%	#	%	#	%	#	%	%	%
First-Time, Full-Time, Degree-Seeking Freshmen		444		399		402		485		483				-0.4%	8.8%
Average Age		23		23		23		20		20					
STUDENT PROFILE		FALL 2012		FALL 2013		FALL 2014		FALL 2015		FALL 2016		2015 - 2016 % DIFF		5-YR % DIFF	
GENDER		#	%	#	%	#	%	#	%	#	%	#	%	%	%
Female		246	55.4%	216	54.1%	227	56.5%	286	59.0%	281	58.2%			-1.7%	14.2%
Male		198	44.6%	183	45.9%	175	43.5%	199	41.0%	202	41.8%			1.5%	2.0%
RACE		#	%	#	%	#	%	#	%	#	%	#	%	%	%
Black		184	41.4%	183	45.9%	160	39.8%	161	33.2%	208	43.1%			29.2%	13.0%
White		211	47.5%	180	45.1%	216	53.7%	281	57.9%	232	48.0%			-17.4%	10.0%
American Indian/Alaskan Native		1	0.2%	1	0.3%	1	0.2%	1	0.2%	1	0.2%			0.0%	-100.0%
Asian/Pacific Islander		5	1.1%	1	0.3%	4	1.0%	2	0.4%	1	0.2%			0.2%	-80.0%
Hispanic		13	2.9%	14	3.5%	11	2.7%	20	4.1%	20	4.1%			0.0%	53.8%
Non-Resident Alien		0	0.0%	0	0.0%	0	0.0%	0	0.0%	0	0.0%			0.0%	
Unknown		26	5.9%	12	3.0%	7	1.7%	8	1.6%	11	2.3%			37.5%	-57.7%
2 or More Races		4	0.9%	8	2.0%	3	0.7%	12	2.5%	11	2.3%			-8.3%	175.0%
Native Hawaiian or other Pacific Islander		0	0.0%	0	0.0%	0	0.0%	0	0.0%	0	0.0%			0.0%	
COUNTY		#	%	#	%	#	%	#	%	#	%	#	%	%	%
Clarendon		40	9.0%	45	11.3%	43	10.7%	82	16.9%	45	9.3%			-45.1%	12.5%
Kershaw		93	20.9%	88	22.1%	108	26.9%	169	34.8%	147	30.4%			-13.0%	58.1%
Lee		23	5.2%	17	4.3%	15	3.7%	30	6.2%	31	6.4%			3.3%	34.8%
Sumter		268	60.4%	233	58.4%	223	55.5%	187	38.6%	244	50.5%			30.5%	-9.0%
Other		20	4.5%	16	4.0%	13	3.2%	17	3.5%	16	3.3%			-5.9%	-20.0%
AGE CATEGORY		#	%	#	%	#	%	#	%	#	%	#	%	%	%
17 & Under		9	2.0%	10	2.5%	5	1.2%	11	2.3%	16	3.3%			45.5%	77.8%
18-19		259	58.3%	235	58.9%	265	65.9%	393	81.0%	377	78.1%			-4.1%	45.6%
20-21		52	11.7%	32	8.0%	32	8.0%	35	7.2%	35	7.2%			0.0%	-32.7%
22-24		22	5.0%	31	7.8%	24	6.0%	11	2.3%	12	2.5%			9.1%	-45.5%
25-29		40	9.0%	26	6.5%	28	7.0%	13	2.7%	14	2.9%			7.7%	-65.0%
30-34		23	5.2%	21	5.3%	15	3.7%	9	1.9%	8	1.7%			-11.1%	-65.2%
35-39		13	2.9%	10	2.5%	11	2.7%	6	1.2%	10	2.1%			66.7%	-23.1%
40-49		17	3.8%	18	4.5%	18	4.5%	7	1.4%	7	1.4%			0.0%	-58.8%
50-64		9	2.0%	16	4.0%	4	1.0%	0	0.0%	3	0.6%			#DIV/0!	-66.7%
65 & Over		0	0.0%	0	0.0%	0	0.0%	0	0.0%	1	0.2%				

Central Carolina Technical College
2016 FALL FRESHMEN COHORT PROFILE
(First-Time, Full-Time, Degree-Seeking Freshmen)

GENDER	CCTC	
	Total	Percent
Male	202	41.8%
Female	281	58.2%
Total	483	100.0%

COUNTY OF RESIDENCE	CCTC	
	#	Percent
Clarendon	45	9.3%
Darlington	2	0.4%
Florence	2	0.4%
Kershaw	147	30.4%
Lancaster	2	0.4%
Lee	31	6.4%
Lexington	1	0.2%
Richland	4	0.8%
Sumter	244	50.5%
Union	1	0.2%
Unknown	3	0.6%
Williamsburg	1	0.2%
Total	483	100.0%

FIRST-TIME, FULL-TIME FRESHMEN AGE*	CCTC	
	Total	Percent
17 & Under	16	3.3%
18-19	377	78.1%
20-21	35	7.2%
22-24	12	2.5%
25-29	14	2.9%
30-34	8	1.7%
35-39	10	2.1%
40-49	7	1.4%
50-64	3	0.6%
65 & Over	1	0.2%
Total	483	100.0%

Average Age: 20

RACE	CCTC			
	Male	Female	Total	Percent
International			0	0.0%
Black or African American	81	127	208	43.1%
American Indian/Alaska Native			0	0.0%
Asian		1	1	0.2%
Hispanic	8	12	20	4.1%
Native Hawaiian or Other Pacific Islander			0	0.0%
White	103	129	232	48.0%
Unknown	4	7	11	2.3%
2 or more races	6	5	11	2.3%
Total	202	281	483	100.0%

Cohort	Program CIP Code	Program Description	Enrolled	17 & Under	18-19	20-21	22-24	25-29	30-34	35-39	40-49	50-64	65+	SUM
201610	15041	ADMINISTRATIVE SUPPORT	1					1						1
201610	35002	ACCOUNTING TECHNOLOGY	4		1		1		1					4
201610	35007	ADMINISTRATIVE OFFICE TECHNOLOGY	3		3									3
201610	35030	MANAGEMENT	19		18							1		19
201610	35104	COMPUTER TECHNOLOGY	30	1	21	2	3	1	2					30
201610	35303	ENGINEERING GRAPHICS TECHNOLOGY	12		12									12
201610	35318	GENERAL TECHNOLOGY	2	1	1									2
201610	35408	ENVIRONMENTAL ENGINEERING TECHNOLOGY	6	6	4	1				1				6
201610	35426	NATURAL RESOURCES MGMT. TECHNOLOGY	8	8										8
201610	35501	HUMAN SERVICES	6	6	4	1		1						6
201610	35505	CRIMINAL JUSTICE TECHNOLOGY	7	7	6	1								7
201610	35508	EARLY CARE AND EDUCATION	20	20	16	2	1						1	20
201610	35520	PARALEGAL	7	7	5						2			7
201610	45600	ASSOCIATE IN ARTS	234	6	194	11	3	6	3	5	4	2		234
201610	55600	ASSOCIATE IN SCIENCE	55	6	43	5			1					55
201610	60649	INTERNETWORKING	1	1	1									1
201610	70191	EARLY CHILDHOOD DEVELOPMENT	1	1				1						1
201610	70808	BASIC AC & HEATING	7	7	2	3		1			1			7
201610	70810	WELDING	34	2	21	4	2	2	1	2				34
201610	71158	AUTOMOTIVE TECHNOLOGY	6	6	4		2							6
201610	71165	BASIC MECHATRONICS	13	13	11	2								13
201610	71180	HUMAN SERVICES	1	1	1									1
201610	71181	MESSAGE THERAPY	1	1						1				1
201610	71237	BASIC MACH & CNC FUND	2	2	1	1								2
201610	71327	MEDICAL OFFICE ADMIN. ASSISTANT	3	3		2				1				3
		TOTALS	483	16	377	35	12	14	8	10	7	3		483

CIP Code	Program Description	Enrolled	Female	Hispanic	Am. Indian/Alaska Native	Asian	Black	Native Hawaiian or Pacific Islander	White	Unknown	2 or more races	Male	Hispanic	Am. Indian/Alaska Native	Asian	Black	Native Hawaiian or Pacific Islander	White	Unknown	2 or more races	
15041	ADMIN. SUPPORT	1	1						1												
35002	ACCOUNTING TECH	4	2			1			1			2				2					
35007	ADMINISTRATIVE OFFICE	3	2				1		1			1				1					
35030	MANAGEMENT	19	11	1			7		3			8				5		3			
35104	COMPUTER TECHNOLOGY	30	3				3					27	1			11		14			1
35303	ENG. GRAPHICS TECH	12	5				1		4			7				3		4			
35318	GENERAL TECHNOLOGY	2	1						1			1						1			
35408	ENVIRON. ENG. TECH	6	1						1			5				2		3			
35426	NRM	8	2						2			6						6			
35501	HUMAN SERVICES	6	5				5					1				1					
35505	CRJ	7	3						3			4				1		3			
35508	ECD	20	20	1			11		7		1										
35520	PARALEGAL	7	5	1					4			2						1			
45600	ASSOCIATE IN ARTS	234	177	6			87		74	6	4	57				23		28	2		4
55600	ASSOCIATE IN SCIENCE	55	31	3			6		21	1		24	4			9		9	1		1
60649	INTERNETWORKING	1										1				1					
70191	EARLY CHILDHOOD DEV	1	1				1														
70808	BASIC AC & HEATING	7	1				1					6				4		2			
70810	WELDING	34	4				1		3			30	2			10		17	1		
71158	AUTOMOTIVE TECH	6	1						1			5	1			1		3			
71165	BASIC MECHATRONICS	13									13					4		9			
71180	HUMAN SERVICES	1	1						1												
71181	MESSAGE THERAPY	1	1				1														
71237	BASIC MACH & CNC FUND	2									2										
71327	MEDICAL OFFICE ADMIN.	3	3				2		1												
	TOTALS	483	281	12	0	1	127	0	129	7	5	202	8	0	0	81	0	103	4		6

Central Carolina Technical College
2015 FALL FRESHMEN COHORT PROFILE
(First-Time, Full-Time, Degree-Seeking Freshmen)

GENDER	CCTC	
	Total	Percent
Male	199	41.0%
Female	286	59.0%
Total	485	100.0%

COUNTY OF RESIDENCE	CCTC	
	#	Percent
Clarendon	82	16.9%
Darlington	3	0.6%
Dorchester	1	0.2%
Florence	4	0.8%
Horry	1	0.2%
Kershaw	169	34.8%
Lancaster	3	0.6%
Lee	30	6.2%
Richland	3	0.6%
Sumter	187	38.6%
Williamsburg	2	0.4%
Total	485	100.0%

FIRST-TIME, FULL-TIME FRESHMEN AGE*	CCTC	
	Total	Percent
17 & Under	11	2.3%
18-19	393	81.0%
20-21	35	7.2%
22-24	11	2.3%
25-29	13	2.7%
30-34	9	1.9%
35-39	6	1.2%
40-49	7	1.4%
50-64	0	0.0%
65 & Over	0	0.0%
Total	485	100.0%

Average Age: 20

RACE	CCTC			
	Male	Female	Total	Percent
International			0	0.0%
Black or African American	58	103	161	33.2%
American Indian/Alaska Native		1	1	0.2%
Asian		2	2	0.4%
Hispanic	9	11	20	4.1%
Native Hawaiian or Other Pacific Islander			0	0.0%
White	126	155	281	57.9%
Unknown	4	4	8	1.6%
2 or more races	2	10	12	2.5%
Total	199	286	485	100.0%

Cohort	Program CIP Code	Program Description	Enrolled	17 & Under	18-19	20-21	22-24	25-29	30-34	35-39	40-49	50-64	SUM
201510	15508	EARLY CHILDHOOD DEV/DIP	2		1						1		2
201510	35002	ACCOUNTING TECHNOLOGY	12		8	2	1	1					12
201510	35007	ADMINISTRATIVE OFFICE TECH	2		1			1					2
201510	35030	MANAGEMENT	21	1	15	2	1	1	1				21
201510	35104	COMPUTER TECHNOLOGY	26		19	5	1	1					26
201510	35303	ENGINEERING GRAPHICS TECH	10		10								10
201510	35318	GENERAL TECHNOLOGY	9		7	1				1			9
201510	35426	NATURAL RESOURCES MGMT. TECH	7		6	1							7
201510	35501	HUMAN SERVICES	6		3	2				1			6
201510	35505	CRIMINAL JUSTICE TECHNOLOGY	21		19	1			1				21
201510	35508	EARLY CARE AND EDUCATION	20	1	14	3			1		1		20
201510	35520	PARALEGAL	3		3								3
201510	45600	ASSOCIATE IN ARTS	230	5	194	10	4	7	4	2	4		230
201510	55600	ASSOCIATE IN SCIENCE	50	3	45	1	1						50
201510	60862	INFANT & TODDLER CARE	2		2								2
201510	70808	BASIC AC & HEATING	2		1	1							2
201510	70810	WELDING	28		21	3		2	1	1			28
201510	70816	COMPUTER SPECIALIST	1		1								1
201510	70847	ACCOUNTING SPECIALIST	1						1				1
201510	71159	AUTOMOTIVE DIAGNOSTIC	10		7		3						10
201510	71165	BASIC MECHATRONICS	7		7								7
201510	71180	HUMAN SERVICES	2		1					1			2
201510	71181	MESSAGE THERAPY	2		2								2
201510	71237	BASIC MACH & CNC FUND	5		3	1					1		5
201510	71291	NURSING ASSISTANT	6	1	3	2							6
		TOTALS	485	11	393	35	11	13	9	6	7	0	485

Cohort	Program CIP Code	Program Description	Enrolled	Male	Female	Hispanic	Am. Indian/Alaska Native	Asian	Black	Native Hawaiian or Pacific Islander	White	Non-resident/ Alien	Unknown	2 or more races	SUM
201510	15508	EARLY CHILDHOOD DEV/DIP	2		2				1		1				2
201510	35002	ACCOUNTING TECHNOLOGY	12	5	7				7		5				12
201510	35007	ADMINISTRATIVE OFFICE TECH	2		2				1		1				2
201510	35030	MANAGEMENT	21	13	8	2			9		9		1		21
201510	35104	COMPUTER TECHNOLOGY	26	26					10		15			1	26
201510	35303	ENGINEERING GRAPHICS TECH	10	10					6		4				10
201510	35318	GENERAL TECHNOLOGY	9	9					1		8				9
201510	35426	NATURAL RESOURCES MGMT. TECH	7	6	1						7				7
201510	35501	HUMAN SERVICES	6	1	5	1			5						6
201510	35505	CRIMINAL JUSTICE TECHNOLOGY	21	13	8	3			6		10		1	1	21
201510	35508	EARLY CARE AND EDUCATION	20	1	19				7		12			1	20
201510	35520	PARALEGAL	3		3	1			2						3
201510	45600	ASSOCIATE IN ARTS	230	49	181	8	1	1	82		128		3	7	230
201510	55600	ASSOCIATE IN SCIENCE	50	20	30	3		1	5		39		1	1	50
201510	60862	INFANT & TODDLER CARE	2		2						2				2
201510	70808	BASIC AC & HEATING	2	2					1		1				2
201510	70810	WELDING	28	25	3				9		19				28
201510	70816	COMPUTER SPECIALIST	1	1							1				1
201510	70847	ACCOUNTING SPECIALIST	1		1				1						1
201510	71159	AUTOMOTIVE DIAGNOSTIC	10	7	3	2			2		6				10
201510	71165	BASIC MECHATRONICS	7	6	1				2		5				7
201510	71180	HUMAN SERVICES	2	1	1				1		1				2
201510	71181	MESSAGE THERAPY	2		2				1		1				2
201510	71237	BASIC MACH & CNC FUND	5	4	1						4		1		5
201510	71291	NURSING ASSISTANT	6		6				2		2		1	1	6
		TOTALS	485	199	286	20	1	2	161	0	281	0	8	12	485

Central Carolina Technical College
2014 FALL FRESHMEN COHORT PROFILE
(First-Time, Full-Time, Degree-Seeking Freshmen)

GENDER	CCTC	
	Total	Percent
Male	175	43.5%
Female	227	56.5%
Total	402	100.0%

COUNTY OF RESIDENCE	CCTC	
	#	Percent
Clarendon	44	10.9%
Florence	4	1.0%
Horry	1	0.2%
Kershaw	108	26.9%
Lee	16	4.0%
Orangeburg		0.0%
Richland	3	0.7%
Sumter	225	56.0%
Out of state	1	0.2%
Total	402	100.0%

FIRST-TIME, FULL-TIME FRESHMEN AGE*	CCTC	
	Total	Percent
17 & Under	5	1.2%
18-19	265	65.9%
20-21	32	8.0%
22-24	24	6.0%
25-29	28	7.0%
30-34	15	3.7%
35-39	11	2.7%
40-49	18	4.5%
50-64	4	1.0%
65 & Over	0	0.0%
Total	402	100.0%

AVERAGE AGE 23

RACE	CCTC			
	Male	Female	Total	Percent
International			0	0.0%
Black or African American	68	92	160	39.8%
American Indian/Alaska Native		1	1	0.2%
Asian	2	2	4	1.0%
Hispanic	2	9	11	2.7%
Native Hawaiian or Other Pacific Islander			0	0.0%
White	99	117	216	53.7%
Unknown	3	4	7	1.7%
2 or more races	1	2	3	0.7%
Total	175	227	402	100.0%

Cohort	Program CIP Code	Program Description	Enrolled	17 & Under	18-19	20-21	22-24	25-29	30-34	35-39	40-49	50-64	SUM
201310	15041	ADMINISTRATIVE SUPPORT	1								1		1
201310	35002	ACCOUNTING TECHNOLOGY	8		2	1	2	2	1				8
201310	35007	ADMINISTRATIVE OFFICE TECH	2		2								2
201310	35030	MANAGEMENT	21	1	9	2	1	3	2		3		21
201310	35104	COMPUTER TECHNOLOGY	23		16	3	2	1	1				23
201310	35303	ENGINEERING GRAPHICS TECH	4		4								4
201310	35408	ENVIRONMENTAL ENGINEERING TEC	3			1	1						3
201310	35426	NATURAL RESOURCES MGMT. TECH	8		6	1			1				8
201310	35501	HUMAN SERVICES	9		2	2	1	1	1	1	1	2	9
201310	35505	CRIMINAL JUSTICE TECHNOLOGY	20	1	13	4	1	1					20
201310	35508	EARLY CARE AND EDUCATION	15		13		1	1					15
201310	35520	PARALEGAL	4		1	1				1	1		4
201310	45600	ASSOCIATE IN ARTS	184	2	139	7	9	13	3	3	6	2	184
201310	55600	ASSOCIATE IN SCIENCE	28		24			2		1	1		28
201310	70191	EARLY CHILDHOOD DEV/CERTIF	1				1						1
201310	70261	INFORMATION PROCESSING	1		1								1
201310	70808	BASIC AC & HEATING	7		6	1							7
201310	70810	WELDING	31	1	9	6	4	1	5	3	2		31
201310	70816	COMPUTER SPECIALIST	2		1			1					2
201310	71088	MEDICAL RECORD	2		2								2
201310	71158	AUTOMOTIVE TECHNOLOGY CERTIF	6		5	1							6
201310	71159	AUTOMOTIVE DIAGNOSTIC	1		1								1
201310	71165	BASIC MECHATRONICS	8		4	1	1	1	1				8
201310	71168	ADVANCED PIPE WELDING	1		1								1
201310	71180	HUMAN SERVICES	2			1					1		2
201310	71181	MESSAGE THERAPY	4		2	1					1		4
201310	71237	BASIC MACH & CNC FUND	5		1	1	1	1		1	1		5
201310	71291	NURSING ASSISTANT	1		1								1
		TOTALS	402	5	265	32	24	28	15	11	18	4	402

Cohort	Program CIP Code	Program Description	Enrolled	Male	Female	Hispanic	Am. Indian/Alaska Native	Asian	Black	Native Hawaiian or Pacific Islander	White	Non-resident/ Alien	Unknown	2 or more races	SUM
201310	15041	ADMINISTRATIVE SUPPORT	1	0	1				1						1
201310	35002	ACCOUNTING TECHNOLOGY	8	1	7	1			4		3				8
201310	35007	Administrative Office Technology	2	0	2				2						2
201310	35030	MANAGEMENT	21	10	11				13		8				21
201310	35104	COMPUTER TECHNOLOGY	23	18	5	1		1	13		7			1	23
201310	35303	ENGINEERING GRAPHICS TECH	4	4	0				2		2				4
201310	35408	ENVIRONMENTAL ENGINEERING TECH	3	3	0						3				3
201310	35426	NATURAL RESOURCES MGMT. TECH	8	4	4						8				8
201310	35501	HUMAN SERVICES	9	1	8				5		3		1		9
201310	35505	CRIMINAL JUSTICE TECHNOLOGY	20	11	9		1		8		11				20
201310	35508	EARLY CARE AND EDUCATION	15	0	15	1			9		5				15
201310	35520	PARALEGAL	4	0	4				3		1				4
201310	45600	ASSOCIATE IN ARTS	184	47	137	6		1	72		99		4	2	184
201310	55600	ASSOCIATE IN SCIENCE	28	15	13	1		2	6		18		1		28
201310	70191	EARLY CHILDHOOD DEV/CERTIF	1	0	1				1						1
201310	70261	INFORMATION PROCESSING	1	0	1				1						1
201310	70808	BASIC AC & HEATING	7	7	0				3		4				7
201310	70810	WELDING	31	30	1				11		19		1		31
201310	70816	COMPUTER SPECIALIST	2	2	0				1		1				2
201310	71088	MEDICAL RECORD	2	0	2						2				2
201310	71158	AUTOMOTIVE TECHNOLOGY CERTIF	6	6	0	1			2		3				6
201310	71159	AUTOMOTIVE DIAGNOSTIC	1	1	0						1				1
201310	71165	BASIC MECHATRONICS	8	8	0				1		7				8
201310	71168	ADVANCED PIPE WELDING	1	1	0						1				1
201310	71180	HUMAN SERVICES	2	0	2						2				2
201310	71181	MESSAGE THERAPY	4	1	3				1		3				4
201310	71291	NURSING ASSISTANT	1	0	1						1				1
201310	71237	BASIC MACH & CNC FUND	5	5	0				1		4				5
		TOTALS	402	175	227	11	1	4	160	0	216	0	7	3	402

Central Carolina Technical College
2013 FALL FRESHMEN COHORT PROFILE
(First-Time, Full-Time, Degree-Seeking Freshmen)

GENDER	CCTC	
	Total	Percent
Male	183	45.9%
Female	216	54.1%
Total	399	

COUNTY OF RESIDENCE	CCTC	
	#	Percent
Clarendon	45	11.3%
Darlington	1	0.3%
Florence	1	0.3%
Kershaw	88	22.1%
Lee	17	4.3%
Orangeburg	1	0.3%
Richland	5	1.3%
Sumter	233	58.4%
Williamsburg	3	0.8%
Out of state	2	0.5%
Unknown	3	0.8%
Total	399	100.0%

FIRST-TIME, FULL-TIME FRESHMEN AGE*	CCTC	
	Total	Percent
17 & Under	10	2.5%
18-19	235	58.9%
20-21	32	8.0%
22-24	31	7.8%
25-29	26	6.5%
30-34	21	5.3%
35-39	10	2.5%
40-49	18	4.5%
50-64	16	4.0%
65 & Over	0	0.0%
Total	399	100.0%

AVERAGE AGE

23

RACE	CCTC			
	Male	Female	Total	Percent
International	0	0	0	0.0%
Black or African American	81	102	183	45.9%
American Indian/Alaska Native	1	0	1	0.3%
Asian	1	0	1	0.3%
Hispanic	7	7	14	3.5%
Native Hawaiian or Other Pacific Islander	0	0	0	0.0%
White	89	91	180	45.1%
Unknown	3	9	12	3.0%
2 or more races	1	7	8	2.0%
Total	183	216	399	100.0%

Cohort	Program CIP Code	Program Description	Enrollment	Male	Female	Hispanic	Am. Indian/Alaska Native	Asian	Black	Native Hawaiian or Pacific Islander	White	Non-resident/ Alien	Unknown	2 or more races	SUM
201210	35002	ACCOUNTING TECHNOLOGY	11	6	5				3		8				11
201210	35007	Administrative Office Technology	1		1									1	1
201210	35030	MANAGEMENT	14	5	9	2			4		5		3		14
201210	35104	COMPUTER TECHNOLOGY	20	18	2	1			11		8				20
201210	35303	ENGINEERING GRAPHICS TECH	12	10	2				6		6				12
201210	35318	GENERAL TECHNOLOGY	1	1					1						1
201210	35408	ENVIRONMENTAL ENGINEERING TECH	2	2					1		1				2
201210	35426	NATURAL RESOURCES MGMT. TECH	11	9	2				2		8		1		11
201210	35501	HUMAN SERVICES	10	2	8				7		3				10
201210	35505	CRIMINAL JUSTICE TECHNOLOGY	24	15	9	2			12		7		1	2	24
201210	35508	EARLY CARE AND EDUCATION	11		11				5		5				11
201210	35520	PARALEGAL	4		4	1			1		2				4
201210	45600	ASSOCIATE IN ARTS	178	43	135	5		1	86		78		3	5	178
201210	55600	ASSOCIATE IN SCIENCE	35	18	17	1			14		20				35
201210	60862	INFANT & TODDLER CARE	1		1				1						1
201210	70191	EARLY CHILDHOOD DEV/CERTIF	2		2				1		1				2
201210	70808	BASIC AC & HEATING	5	5					1		4				5
201210	70810	WELDING	28	26	2				14		13		1		28
201210	70816	COMPUTER SPECIALIST	2	1	1				2		1				2
201210	71088	MEDICAL RECORD	2		2				1		1				2
201210	71158	AUTOMOTIVE TECHNOLOGY CERTIF	4	4			1		2		1				4
201210	71159	AUTOMOTIVE DIAGNOSTIC	3	3					1		2				3
201210	71165	BASIC MECHATRONICS	9	9					4		4		1		9
201210	71180	HUMAN SERVICES	1		1								1		1
201210	71181	MESSAGE THERAPY	2		2				1		1				2
201210	71237	BASIC MACH & CNC FUND	6	6		2			2		2				6
201210		TOTALS	399	183	216	14	1	1	183	0	180	0	12	8	399

Central Carolina Technical College
2012 FALL FRESHMEN COHORT PROFILE
(First-Time, Full-Time, Degree-Seeking Freshmen)

GENDER	CCTC	
	Total	Percent
Male	198	44.6%
Female	246	55.4%
Total	444	

COUNTY OF RESIDENCE	CCTC	
	#	Percent
Chesterfield		0.0%
Clarendon	40	9.0%
Edgefield	1	0.2%
Florence	4	0.9%
Horry	4	0.9%
Kershaw	93	20.9%
		0.0%
Lee	23	5.2%
Lexington	2	0.5%
Pickens	1	0.2%
Richland	2	0.5%
Sumter	268	60.4%
Williamsburg	2	0.5%
Out of state	4	0.9%
Total	444	100.0%

FIRST-TIME, FULL-TIME FRESHMEN AGE*	CCTC	
	Total	Percent
17 & Under	9	2.0%
18-19	259	58.3%
20-21	52	11.7%
22-24	22	5.0%
25-29	40	9.0%
30-34	23	5.2%
35-39	13	2.9%
40-49	17	3.8%
50-64	9	2.0%
65 & Over	0	0.0%
Total	444	100.0%

AVERAGE AGE

22.6

RACE	CCTC			
	Male	Female	Total	Percent
International	0	0	0	0.0%
Black or African American	81	103	184	41.4%
American Indian/Alaska Native	0	1	1	0.2%
Asian	2	3	5	1.1%
Hispanic	3	10	13	2.9%
Native Hawaiian or Other Pacific Islander	0	0	0	0.0%
White	98	113	211	47.5%
Unknown	12	14	26	5.9%
2 or more races	2	2	4	0.9%
Total	444		444	100.0%

Cohort	Program CIP Code	Program Description	17 & under	18-19	20-21	22-24	25-29	30-34	35-39	40-49	50-64	Total	Percent
201210	15041	ADMINISTRATIVE SUPPORT								1		1	0.23%
201210	35002	ACCOUNTING TECHNOLOGY			2		1				1	4	0.90%
201210	35007	Administrative Office Technology		1	1							3	0.68%
201210	35030	MANAGEMENT		12	2		4	1	2		1	24	5.41%
201210	35104	COMPUTER TECHNOLOGY		9	5	1	1					19	4.28%
201210	35303	ENGINEERING GRAPHICS TECH		5	3							8	1.80%
201210	35318	GENERAL TECHNOLOGY									1	1	0.23%
201210	35408	ENVIRONMENTAL ENGINEERING TECH		2			1	3				6	1.35%
201210	35426	NATURAL RESOURCES MGMT. TECH		10	1							11	2.48%
201210	35501	HUMAN SERVICES		3		1	1		1	1		7	1.58%
201210	35505	CRIMINAL JUSTICE TECHNOLOGY		10	1	1	1					15	3.38%
201210	35508	EARLY CARE AND EDUCATION		8	2	3	1	1				15	3.38%
201210	35520	PARALEGAL		1		1	1	1				4	0.90%
201210	45600	ASSOCIATE IN ARTS		3	21	9	11	5	2	5	1	184	41.44%
201210	55600	ASSOCIATE IN SCIENCE		2	4	3				1		46	10.36%
201210	60862	INFANT & TODDLER CARE			1							1	0.23%
201210	70261	INFORMATION PROCESSING					1	1			2	4	0.90%
201210	70191	EARLY CHILDHOOD DEV/CERTIF			2							2	0.45%
201210	70808	BASIC AC & HEATING		1	1	1	1	1	1			5	1.13%
201210	70810	WELDING		15	2	5	9	4	2	1	1	40	9.01%
201210	70816	COMPUTER SPECIALIST		3				2	1			6	1.35%
201210	70847	ACCOUNTING SPECIALIST							1			1	0.23%
201210	71088	MEDICAL RECORD							1			2	0.45%
201210	71158	AUTOMOTIVE TECHNOLOGY CERTIF		3	1		2				1	7	1.58%
201210	71159	AUTOMOTIVE DIAGNOSTIC		3	2		2					7	1.58%
201210	71165	BASIC MECHATRONICS		4			2	1				7	1.58%
201210	71180	HUMAN SERVICES		3				1			1	5	1.13%
201210	71181	MESSAGE THERAPY		3	1		1					5	1.13%
201210	71237	BASIC MACH & CNC FUND									2	4	0.90%
201210		TOTALS	9	259	52	22	40	23	13	17	9	444	100.00%

Cohort	Program C/P Code	Program Description	Enrolled	Male	Female	Hispanic	Am. Indian/Alaska Native	Asian	Black	Native Hawaiian or Pacific Islander	White	Non-resident/ Alien	Unknown	2 or more races	SUM
2012	15041	ADMINISTRATIVE SUPPORT	1	1	1				1						1
2012	35002	ACCOUNTING TECHNOLOGY	4	3	1				2		2				4
2012	35007	Administrative Office Technology	3		3				3						3
2012	35030	MANAGEMENT	24	13	11				13		8		3		24
2012	35104	COMPUTER TECHNOLOGY	19	17	2				10		9				19
2012	35303	ENGINEERING GRAPHICS TECH	8	8			1		4		3				8
2012	35318	GENERAL TECHNOLOGY	1	1					1						1
2012	35408	ENVIRONMENTAL ENGINEERING	6	5	1				2		4				6
2012	35426	NATURAL RESOURCES MGMT. TECH	11	9	2						11				11
2012	35501	HUMAN SERVICES	7	1	6		1		1		4		1		7
2012	35505	CRIMINAL JUSTICE TECHNOLOGY	15	9	6		1		10		3		1		15
2012	35508	EARLY CARE AND EDUCATION	15	1	14				8		7				15
2012	35520	PARALEGAL	4	1	3				1		3				4
2012	45600	ASSOCIATE IN ARTS	184	41	143		7	1	75		91		8	1	184
2012	55600	ASSOCIATE IN SCIENCE	46	16	30		2		7		30		2	3	46
2012	60862	INFANT AND TODDLER CARE	1		1				1						1
2012	70191	EARLY CHILDHOOD DEV/CERTIF	2		2				2						2
2012	70261	INFORMATION PROCESSING	4		4				2		1		1		4
2012	70808	BASIC AC & HEATING	5	5					2		2		1		5
2012	70810	WELDING	40	39	1		1		16		19		4		40
2012	70816	COMPUTER SPECIALIST	6	4	2				5		1				6
2012	70847	ACCOUNTING SPECIALIST	1		1			1							1
2012	71088	MEDICAL RECORD	2		2				1				1		2
2012	71158	AUTOMOTIVE TECHNOLOGY CERTIF	7	7					5		2				7
2012	71159	AUTOMOTIVE DIAGNOSTIC TECH	7	6	1				3		3		1		7
2012	71165	BASIC MECHATRONICS	7	5	2				4		2		1		7
2012	71180	HUMAN SERVICES	5	1	4				3		1		1		5
2012	71181	MESSAGE THERAPY	5	2	3				1		3				5
2012	71237	BASIC MACH & CNC FUND	4	4					1		2		1		4
		TOTALS	444	198	246	13	1	5	184	0	211	0	26	4	444